


**Summary Institution-Level Pass Rate Data: *Traditional Teacher Preparation Program Within IHE***

			<b>HEOA - Title II 2017 - 2018 Academic Year</b>			
<b>Institution Name</b>			INDIANA UNIVERSITY OF PA			
<b>Institution Code</b>			2652			
<b>State</b>			Pennsylvania			
			<i>April 6, 2019</i>			
			<b>Statewide</b>			
<b>Group</b>	<b>Number Taking Assessment<sup>1</sup></b>	<b>Number Passing Assessment<sup>2</sup></b>	<b>Institutional Pass Rate</b>	<b>Number Taking Assessment<sup>1</sup></b>	<b>Number Passing Assessment<sup>2</sup></b>	<b>Statewide Pass Rate</b>
All program completers, 2017-18	158	116	73%	4731	3478	74%
All program completers, 2016-17	168	153	91%	5232	4129	79%
All program completers, 2015-16	161	144	89%	5496	4269	78%

Note: In cases where there are less than ten students taking the assessment or license/certificate, the number passing and pass rate are not reported.

<sup>1</sup> Number of completers taking one or more assessments within their area of specialization.

<sup>2</sup> Summary level "Number Taking Assessment" may differ from assessment level "Number Taking Assessment" because each student is counted once at the summary level but may be counted in multiple assessments at the assessment level.

**Single Assessment Institution-Level Pass Rate Data: Traditional Teacher Preparation Program Within IHE**



**HEOA - Title II  
2017 - 2018 Academic Year**

<b>Institution Name</b>	INDIANA UNIVERSITY OF PA
<b>Institution Code</b>	2652
<b>State</b>	Pennsylvania

April 6, 2019

Assessment Information <sup>1</sup>	Group	Number Taking Assessment	Number Passing Assessment	Institutional Pass Rate	Institutional Average Scaled Score	Assessment Cut Score <sup>2</sup>	Statewide			
							Number Taking Assessment	Number Passing Assessment	Statewide Pass Rate	Statewide Average Scaled Score
<b>AGRICULTURE (5701)</b>  Test Company: ETS Score Range: 100-200	All enrolled students who have completed all nonclinical courses, 2017-18						1			
	Other enrolled students, 2017-18									
	All program completers, 2017-18						13	13	100%	176
	All program completers, 2016-17						6			
	All program completers, 2015-16						13	13	100%	170
<b>ART CONTENT KNOWLEDGE (5134)</b>  Test Company: ETS Score Range: 100-200	All enrolled students who have completed all nonclinical courses, 2017-18	2				158	20	19	95%	169
	Other enrolled students, 2017-18	3				158	37	32	86%	171
	All program completers, 2017-18	4				158	85	76	89%	170
	All program completers, 2016-17	5				158	118	103	87%	168
	All program completers, 2015-16	7				158	100	86	86%	167
<b>BIOLOGY CONTENT KNOWLEDGE (0235)</b>  Test Company: ETS Score Range: 100-200	All enrolled students who have completed all nonclinical courses, 2017-18	1				147	21	21	100%	165
	Other enrolled students, 2017-18						22	20	91%	163
	All program completers, 2017-18	3				147	105	103	98%	169
	All program completers, 2016-17	1				147	89	88	99%	170
	All program completers, 2015-16	1				147	94	93	99%	171
<b>BUSINESS ED CONTENT KNOWLEDGE (5101)</b>  Test Company: ETS Score Range: 100-200	All enrolled students who have completed all nonclinical courses, 2017-18	1				154	6			
	Other enrolled students, 2017-18						11	11	100%	176
	All program completers, 2017-18	3				154	18	17	94%	174
	All program completers, 2016-17						9			
	All program completers, 2015-16						13	12	92%	170

**Single Assessment Institution-Level Pass Rate Data: Traditional Teacher Preparation Program Within IHE**



**HEOA - Title II  
2017 - 2018 Academic Year**

<b>Institution Name</b>	INDIANA UNIVERSITY OF PA
<b>Institution Code</b>	2652
<b>State</b>	Pennsylvania

April 6, 2019

Assessment Information <sup>1</sup>	Group	Number Taking Assessment	Number Passing Assessment	Institutional Pass Rate	Institutional Average Scaled Score	Assessment Cut Score <sup>2</sup>	Statewide			
							Number Taking Assessment	Number Passing Assessment	Statewide Pass Rate	Statewide Average Scaled Score
<b>CHEMISTRY CONTENT KNOWLEDGE (0245)</b>  Test Company: ETS Score Range: 100-200	All enrolled students who have completed all nonclinical courses, 2017-18						5			
	Other enrolled students, 2017-18						12	9	75%	164
	All program completers, 2017-18						43	41	95%	169
	All program completers, 2016-17	1				154	40	39	98%	172
	All program completers, 2015-16						36	31	86%	166
<b>CHINESE (MANDARIN) WORLD LANGUAGE (5665)</b>  Test Company: ETS Score Range: 100-200	All enrolled students who have completed all nonclinical courses, 2017-18									
	Other enrolled students, 2017-18									
	All program completers, 2017-18									
	All program completers, 2016-17						1			
	All program completers, 2015-16									
<b>CITIZENSHIP ED CONTENT KNOWLEDGE (5087)</b>  Test Company: ETS Score Range: 100-200	All enrolled students who have completed all nonclinical courses, 2017-18						1			
	Other enrolled students, 2017-18						1			
	All program completers, 2017-18						11	10	91%	163
	All program completers, 2016-17						13	13	100%	166
	All program completers, 2015-16						14	13	93%	166
<b>COOPERATIVE EDUCATION (0811)</b>  Test Company: ETS Score Range: 100-200	All enrolled students who have completed all nonclinical courses, 2017-18									
	Other enrolled students, 2017-18									
	All program completers, 2017-18									
	All program completers, 2016-17									
	All program completers, 2015-16						1			

**Single Assessment Institution-Level Pass Rate Data: Traditional Teacher Preparation Program Within IHE**



**HEOA - Title II  
2017 - 2018 Academic Year**

<b>Institution Name</b>	INDIANA UNIVERSITY OF PA
<b>Institution Code</b>	2652
<b>State</b>	Pennsylvania

April 6, 2019

Assessment Information <sup>1</sup>	Group	Number Taking Assessment	Number Passing Assessment	Institutional Pass Rate	Institutional Average Scaled Score	Assessment Cut Score <sup>2</sup>	Statewide			
							Number Taking Assessment	Number Passing Assessment	Statewide Pass Rate	Statewide Average Scaled Score
CORE ACADEMIC SKILLS FOR ED: MATH (5732)  Test Company: ETS Score Range: 100-200	All enrolled students who have completed all nonclinical courses, 2017-18	13	13	100%	160	142	459	374	81%	153
	Other enrolled students, 2017-18	59	51	86%	154	142	2096	1676	80%	153
	All program completers, 2017-18	45	41	91%	155	142	1482	1319	89%	157
	All program completers, 2016-17	13	13	100%	160	142	1189	1091	92%	157
	All program completers, 2015-16	6				142	542	480	89%	156
CORE ACADEMIC SKILLS FOR ED: READING (5712)  Test Company: ETS Score Range: 100-200	All enrolled students who have completed all nonclinical courses, 2017-18	13	13	100%	179	156	466	425	91%	170
	Other enrolled students, 2017-18	57	56	98%	173	156	2229	2027	91%	171
	All program completers, 2017-18	46	41	89%	171	156	1511	1448	96%	173
	All program completers, 2016-17	13	12	92%	170	156	1191	1136	95%	173
	All program completers, 2015-16	5				156	545	519	95%	173
CORE ACADEMIC SKILLS FOR ED: WRITING (5722)  Test Company: ETS Score Range: 100-200	All enrolled students who have completed all nonclinical courses, 2017-18	14	11	79%	168	162	466	362	78%	165
	Other enrolled students, 2017-18	61	46	75%	165	162	2279	1647	72%	165
	All program completers, 2017-18	47	39	83%	167	162	1481	1233	83%	167
	All program completers, 2016-17	13	11	85%	165	162	1186	988	83%	167
	All program completers, 2015-16	5				162	536	454	85%	168
EARTH AND SPACE SCIENCES - CK (5571)  Test Company: ETS Score Range: 100-200	All enrolled students who have completed all nonclinical courses, 2017-18	2				157	8			
	Other enrolled students, 2017-18	1				157	4			
	All program completers, 2017-18						18	17	94%	169
	All program completers, 2016-17	1				157	18	18	100%	170
	All program completers, 2015-16	2				157	23	18	78%	163

Single Assessment Institution-Level Pass Rate Data: *Traditional Teacher Preparation Program Within IHE*



**HEOA - Title II  
2017 - 2018 Academic Year**

<b>Institution Name</b>	INDIANA UNIVERSITY OF PA
<b>Institution Code</b>	2652
<b>State</b>	Pennsylvania

April 6, 2019

Assessment Information <sup>1</sup>	Group	Number Taking Assessment	Number Passing Assessment	Institutional Pass Rate	Institutional Average Scaled Score	Assessment Cut Score <sup>2</sup>	Statewide			
							Number Taking Assessment	Number Passing Assessment	Statewide Pass Rate	Statewide Average Scaled Score
ED OF DEAF AND HARD OF HEARING (5272)  Test Company: ETS Score Range: 100-200	All enrolled students who have completed all nonclinical courses, 2017-18						1			
	Other enrolled students, 2017-18	1				159	2			
	All program completers, 2017-18						2			
	All program completers, 2016-17						6			
	All program completers, 2015-16						5			
ELEM ED CURR INSTRUC ASSESSMENT (DISC) (0011)  Test Company: ETS Score Range: 100-200	All enrolled students who have completed all nonclinical courses, 2017-18									
	Other enrolled students, 2017-18									
	All program completers, 2017-18									
	All program completers, 2016-17									
	All program completers, 2015-16						46	44	96%	181
ENG LANG LIT COMP CONTENT KNOWLEDGE (DISC) (0041)  Test Company: ETS Score Range: 100-200	All enrolled students who have completed all nonclinical courses, 2017-18									
	Other enrolled students, 2017-18									
	All program completers, 2017-18									
	All program completers, 2016-17						4			
	All program completers, 2015-16						16	16	100%	187
ENGLISH LANGUAGE ARTS: CK (5038)  Test Company: ETS Score Range: 100-200	All enrolled students who have completed all nonclinical courses, 2017-18	7				167	55	50	91%	179
	Other enrolled students, 2017-18	3				167	95	87	92%	179
	All program completers, 2017-18	10	9	90%	178	167	344	326	95%	181
	All program completers, 2016-17	4				167	345	323	94%	180
	All program completers, 2015-16	10	10	100%	184	167	370	357	96%	181

**Single Assessment Institution-Level Pass Rate Data: Traditional Teacher Preparation Program Within IHE**




**HEOA - Title II  
2017 - 2018 Academic Year**

<b>Institution Name</b>	INDIANA UNIVERSITY OF PA
<b>Institution Code</b>	2652
<b>State</b>	Pennsylvania

April 6, 2019

Assessment Information <sup>1</sup>	Group	Number Taking Assessment	Number Passing Assessment	Institutional Pass Rate	Institutional Average Scaled Score	Assessment Cut Score <sup>2</sup>	Statewide			
							Number Taking Assessment	Number Passing Assessment	Statewide Pass Rate	Statewide Average Scaled Score
ENVIRONMENTAL EDUCATION (0831)  Test Company: ETS Score Range: 100-200	All enrolled students who have completed all nonclinical courses, 2017-18									
	Other enrolled students, 2017-18									
	All program completers, 2017-18									
	All program completers, 2016-17						1			
	All program completers, 2015-16						5			
FAMILY AND CONSUMER SCIENCES (DISCONTINUED 2) (5121)  Test Company: ETS Score Range: 100-200	All enrolled students who have completed all nonclinical courses, 2017-18									
	Other enrolled students, 2017-18									
	All program completers, 2017-18									
	All program completers, 2016-17									
	All program completers, 2015-16	1				162	1			
FAMILY AND CONSUMER SCIENCES (5122)  Test Company: ETS Score Range: 100-200	All enrolled students who have completed all nonclinical courses, 2017-18	2				153	2			
	Other enrolled students, 2017-18	2				153	2			
	All program completers, 2017-18	3				153	5			
	All program completers, 2016-17	3				153	14	13	93%	163
	All program completers, 2015-16	4				153	7			
FRENCH WORLD LANGUAGE (5174)  Test Company: ETS Score Range: 100-200	All enrolled students who have completed all nonclinical courses, 2017-18									
	Other enrolled students, 2017-18						2			
	All program completers, 2017-18						4			
	All program completers, 2016-17						11	8	73%	166
	All program completers, 2015-16						9			

**Single Assessment Institution-Level Pass Rate Data: Traditional Teacher Preparation Program Within IHE**

	<b>HEOA - Title II 2017 - 2018 Academic Year</b>
<b>Institution Name</b>	INDIANA UNIVERSITY OF PA
<b>Institution Code</b>	2652
<b>State</b>	Pennsylvania

April 6, 2019

Assessment Information <sup>1</sup>	Group	Number Taking Assessment	Number Passing Assessment	Institutional Pass Rate	Institutional Average Scaled Score	Assessment Cut Score <sup>2</sup>	Statewide			
							Number Taking Assessment	Number Passing Assessment	Statewide Pass Rate	Statewide Average Scaled Score
<b>FUNDAMENTAL SUBJECTS (5511)</b>  Test Company: ETS Score Range: 100-200	All enrolled students who have completed all nonclinical courses, 2017-18	19	19	100%	175	150	79	76	96%	174
	Other enrolled students, 2017-18	20	20	100%	177	150	199	194	97%	177
	All program completers, 2017-18	56	54	96%	171	150	661	653	99%	177
	All program completers, 2016-17	43	43	100%	175	150	786	773	98%	175
	All program completers, 2015-16	55	54	98%	174	150	857	843	98%	176
<b>GENERAL SCI CONTENT KNOWLEDGE (0435)</b>  Test Company: ETS Score Range: 100-200	All enrolled students who have completed all nonclinical courses, 2017-18						6			
	Other enrolled students, 2017-18						8			
	All program completers, 2017-18						15	15	100%	167
	All program completers, 2016-17						23	22	96%	168
	All program completers, 2015-16						16	16	100%	164
<b>GERMAN WORLD LANGUAGE (5183)</b>  Test Company: ETS Score Range: 100-200	All enrolled students who have completed all nonclinical courses, 2017-18									
	Other enrolled students, 2017-18									
	All program completers, 2017-18						2			
	All program completers, 2016-17						1			
	All program completers, 2015-16						2			
<b>HEALTH AND PE (5857)</b>  Test Company: ETS Score Range: 100-200	All enrolled students who have completed all nonclinical courses, 2017-18						10	8	80%	166
	Other enrolled students, 2017-18	4				160	22	20	91%	169
	All program completers, 2017-18	22	16	73%	166	160	144	131	91%	168
	All program completers, 2016-17	5				160	126	120	95%	170
	All program completers, 2015-16	13	11	85%	170	160	140	134	96%	170

**Single Assessment Institution-Level Pass Rate Data: Traditional Teacher Preparation Program Within IHE**



**HEOA - Title II  
2017 - 2018 Academic Year**

<b>Institution Name</b>	INDIANA UNIVERSITY OF PA
<b>Institution Code</b>	2652
<b>State</b>	Pennsylvania

April 6, 2019

Assessment Information <sup>1</sup>	Group	Number Taking Assessment	Number Passing Assessment	Institutional Pass Rate	Institutional Average Scaled Score	Assessment Cut Score <sup>2</sup>	Statewide			
							Number Taking Assessment	Number Passing Assessment	Statewide Pass Rate	Statewide Average Scaled Score
HEALTH EDUCATION (5551)  Test Company: ETS Score Range: 100-200	All enrolled students who have completed all nonclinical courses, 2017-18						1			
	Other enrolled students, 2017-18									
	All program completers, 2017-18						20	15	75%	161
	All program completers, 2016-17						15	13	87%	165
	All program completers, 2015-16						23	21	91%	168
LATIN (5601)  Test Company: ETS Score Range: 100-200	All enrolled students who have completed all nonclinical courses, 2017-18									
	Other enrolled students, 2017-18						4			
	All program completers, 2017-18						2			
	All program completers, 2016-17						2			
	All program completers, 2015-16						1			
MARKETING EDUCATION (5561)  Test Company: ETS Score Range: 100-200	All enrolled students who have completed all nonclinical courses, 2017-18									
	Other enrolled students, 2017-18									
	All program completers, 2017-18									
	All program completers, 2016-17						1			
	All program completers, 2015-16									
MATHEMATICS CONTENT KNOWLEDGE (DISC) (0061)  Test Company: ETS Score Range: 100-200	All enrolled students who have completed all nonclinical courses, 2017-18									
	Other enrolled students, 2017-18									
	All program completers, 2017-18									
	All program completers, 2016-17						1			
	All program completers, 2015-16	1					136	8		



Single Assessment Institution-Level Pass Rate Data: *Traditional Teacher Preparation Program Within IHE*



**HEOA - Title II  
2017 - 2018 Academic Year**

<b>Institution Name</b>	INDIANA UNIVERSITY OF PA
<b>Institution Code</b>	2652
<b>State</b>	Pennsylvania

April 6, 2019

Assessment Information <sup>1</sup>	Group	Number Taking Assessment	Number Passing Assessment	Institutional Pass Rate	Institutional Average Scaled Score	Assessment Cut Score <sup>2</sup>	Statewide			
							Number Taking Assessment	Number Passing Assessment	Statewide Pass Rate	Statewide Average Scaled Score
<b>MATHEMATICS CONTENT KNOWLEDGE (5161)</b>  Test Company: ETS Score Range: 100-200	All enrolled students who have completed all nonclinical courses, 2017-18						26	14	54%	156
	Other enrolled students, 2017-18	3				160	76	39	51%	158
	All program completers, 2017-18	6				160	171	130	76%	167
	All program completers, 2016-17	3				160	187	152	81%	168
	All program completers, 2015-16	7				160	262	214	82%	167
<b>MUSIC CONTENT KNOWLEDGE (0113)</b>  Test Company: ETS Score Range: 100-200	All enrolled students who have completed all nonclinical courses, 2017-18	10	8	80%	170	158	36	31	86%	169
	Other enrolled students, 2017-18	3				158	63	58	92%	174
	All program completers, 2017-18	22	21	95%	168	158	258	248	96%	172
	All program completers, 2016-17	28	28	100%	172	158	261	253	97%	172
	All program completers, 2015-16	23	21	91%	170	158	294	287	98%	172
<b>PA 4-8 CORE SUBJ CONC ENG LANG ARTS (5156)</b>  Test Company: ETS Score Range: 100-200	All enrolled students who have completed all nonclinical courses, 2017-18	1				156	14	9	64%	157
	Other enrolled students, 2017-18						20	19	95%	173
	All program completers, 2017-18	2				156	49	42	86%	168
	All program completers, 2016-17	3				156	24	23	96%	163
	All program completers, 2015-16						70	63	90%	167
<b>PA 4-8 CORE SUBJ CONC MATHEMATICS (5158)</b>  Test Company: ETS Score Range: 100-200	All enrolled students who have completed all nonclinical courses, 2017-18	4				173	23	11	48%	172
	Other enrolled students, 2017-18	3				173	32	19	59%	171
	All program completers, 2017-18	7				173	119	95	80%	181
	All program completers, 2016-17	2				173	20	19	95%	181
	All program completers, 2015-16	6				173	142	118	83%	179

**Single Assessment Institution-Level Pass Rate Data: Traditional Teacher Preparation Program Within IHE**



**HEOA - Title II  
2017 - 2018 Academic Year**

<b>Institution Name</b>	INDIANA UNIVERSITY OF PA
<b>Institution Code</b>	2652
<b>State</b>	Pennsylvania

April 6, 2019

Assessment Information <sup>1</sup>	Group	Number Taking Assessment	Number Passing Assessment	Institutional Pass Rate	Institutional Average Scaled Score	Assessment Cut Score <sup>2</sup>	Statewide			
							Number Taking Assessment	Number Passing Assessment	Statewide Pass Rate	Statewide Average Scaled Score
PA 4-8 CORE SUBJ CONC SCIENCE (5159)  Test Company: ETS Score Range: 100-200	All enrolled students who have completed all nonclinical courses, 2017-18	1				156	12	10	83%	168
	Other enrolled students, 2017-18	2				156	30	23	77%	167
	All program completers, 2017-18	2				156	78	69	88%	166
	All program completers, 2016-17	1				156	13	13	100%	165
	All program completers, 2015-16	3				156	118	103	87%	167
PA 4-8 CORE SUBJ CONC SOCIAL STUDIES (5157)  Test Company: ETS Score Range: 100-200	All enrolled students who have completed all nonclinical courses, 2017-18						9			
	Other enrolled students, 2017-18						11	9	82%	164
	All program completers, 2017-18	1				150	42	38	90%	165
	All program completers, 2016-17						8			
	All program completers, 2015-16	3				150	53	46	87%	161
PA 4-8 CORE SUBTEST ENG LANG ARTS SOC STUDIES (5154)  Test Company: ETS Score Range: 100-200	All enrolled students who have completed all nonclinical courses, 2017-18	6				152	59	34	58%	156
	Other enrolled students, 2017-18	6				152	79	57	72%	159
	All program completers, 2017-18	12	10	83%	161	152	294	249	85%	164
	All program completers, 2016-17	12	10	83%	161	152	309	289	94%	164
	All program completers, 2015-16	12	10	83%	164	152	389	338	87%	164
PA 4-8 CORE SUBTEST MATH AND SCIENCE (5155)  Test Company: ETS Score Range: 100-200	All enrolled students who have completed all nonclinical courses, 2017-18	6				164	59	33	56%	168
	Other enrolled students, 2017-18	6				164	81	59	73%	172
	All program completers, 2017-18	12	11	92%	176	164	294	237	81%	175
	All program completers, 2016-17	12	11	92%	175	164	309	293	95%	178
	All program completers, 2015-16	12	10	83%	176	164	389	323	83%	176

**Single Assessment Institution-Level Pass Rate Data: Traditional Teacher Preparation Program Within IHE**



**HEOA - Title II  
2017 - 2018 Academic Year**


<b>Institution Name</b>	INDIANA UNIVERSITY OF PA
<b>Institution Code</b>	2652
<b>State</b>	Pennsylvania

April 6, 2019

Assessment Information <sup>1</sup>	Group	Number Taking Assessment	Number Passing Assessment	Institutional Pass Rate	Institutional Average Scaled Score	Assessment Cut Score <sup>2</sup>	Statewide			
							Number Taking Assessment	Number Passing Assessment	Statewide Pass Rate	Statewide Average Scaled Score
<b>PA 4-8 CORE SUBTEST PEDAGOGY (5153)</b>  Test Company: ETS Score Range: 100-200	All enrolled students who have completed all nonclinical courses, 2017-18	6				162	61	58	95%	175
	Other enrolled students, 2017-18	6				162	78	69	88%	175
	All program completers, 2017-18	12	11	92%	175	162	295	282	96%	178
	All program completers, 2016-17	12	12	100%	174	162	310	308	99%	177
	All program completers, 2015-16	12	12	100%	175	162	388	380	98%	177
<b>PHYSICS CONTENT KNOWLEDGE (5265)</b>  Test Company: ETS Score Range: 100-200	All enrolled students who have completed all nonclinical courses, 2017-18						1			
	Other enrolled students, 2017-18						7			
	All program completers, 2017-18	1				140	15	15	100%	165
	All program completers, 2016-17						19	15	79%	156
	All program completers, 2015-16	1				140	20	18	90%	162
<b>PRAXIS I MATHEMATICS (DISCONTINUED) (0730)</b>  Test Company: ETS Score Range: 150-190	All enrolled students who have completed all nonclinical courses, 2017-18						2			
	Other enrolled students, 2017-18						7			
	All program completers, 2017-18						5			
	All program completers, 2016-17	1				173	30	21	70%	176
	All program completers, 2015-16	22	22	100%	180	173	396	354	89%	179
<b>PRAXIS I READING (DISCONTINUED) (0710)</b>  Test Company: ETS Score Range: 150-190	All enrolled students who have completed all nonclinical courses, 2017-18						4			
	Other enrolled students, 2017-18						6			
	All program completers, 2017-18						6			
	All program completers, 2016-17	1				172	28	21	75%	176

**Single Assessment Institution-Level Pass Rate Data: Traditional Teacher Preparation Program Within IHE**

	All program completers, 2015-16	24	22	92%	177	172	397	368	93%	178
--	---------------------------------	----	----	-----	-----	-----	-----	-----	-----	-----


	<b>HEOA - Title II 2017 - 2018 Academic Year</b>	
	<b>Institution Name</b>	INDIANA UNIVERSITY OF PA
	<b>Institution Code</b>	2652
	<b>State</b>	Pennsylvania

April 6, 2019

Assessment Information <sup>1</sup>	Group	Number Taking Assessment	Number Passing Assessment	Institutional Pass Rate	Institutional Average Scaled Score	Assessment Cut Score <sup>2</sup>	Statewide			
							Number Taking Assessment	Number Passing Assessment	Statewide Pass Rate	Statewide Average Scaled Score
<b>PRAXIS I WRITING (DISCONTINUED) (0720)</b>  Test Company: ETS Score Range: 150-190	All enrolled students who have completed all nonclinical courses, 2017-18						4			
	Other enrolled students, 2017-18						5			
	All program completers, 2017-18						5			
	All program completers, 2016-17	1				173	25	20	80%	175
	All program completers, 2015-16	23	20	87%	176	173	400	333	83%	176
<b>READING SPECIALIST II (5301)</b>  Test Company: ETS Score Range: 100-200	All enrolled students who have completed all nonclinical courses, 2017-18									
	Other enrolled students, 2017-18						1			
	All program completers, 2017-18						15	14	93%	176
	All program completers, 2016-17						22	18	82%	177
	All program completers, 2015-16						26	24	92%	181
<b>SE CORE KNOWLEDGE &amp; APPLICATIONS (5354)</b>  Test Company: ETS Score Range: 100-200	All enrolled students who have completed all nonclinical courses, 2017-18									
	Other enrolled students, 2017-18									
	All program completers, 2017-18									
	All program completers, 2016-17						1			
	All program completers, 2015-16						2			
<b>SE TEACHING STU WVISUAL IMPAIRMENT (5282)</b>  Test Company: ETS Score Range: 100-200	All enrolled students who have completed all nonclinical courses, 2017-18									
	Other enrolled students, 2017-18						6			
	All program completers, 2017-18						13	12	92%	172

**Single Assessment Institution-Level Pass Rate Data: Traditional Teacher Preparation Program Within IHE**

	All program completers, 2016-17						11	11	100%	169
	All program completers, 2015-16						7			


	<b>HEOA - Title II 2017 - 2018 Academic Year</b>
	<b>Institution Name</b> INDIANA UNIVERSITY OF PA
	<b>Institution Code</b> 2652
	<b>State</b> Pennsylvania

April 6, 2019

Assessment Information <sup>1</sup>	Group	Number Taking Assessment	Number Passing Assessment	Institutional Pass Rate	Institutional Average Scaled Score	Assessment Cut Score <sup>2</sup>	Statewide			
							Number Taking Assessment	Number Passing Assessment	Statewide Pass Rate	Statewide Average Scaled Score
<b>SOCIAL STUDIES CONTENT KNOWLEDGE (0081)</b>  Test Company: ETS Score Range: 100-200	All enrolled students who have completed all nonclinical courses, 2017-18	9				157	57	43	75%	166
	Other enrolled students, 2017-18	9				157	111	84	76%	168
	All program completers, 2017-18	8				157	315	276	88%	169
	All program completers, 2016-17	7				157	366	339	93%	170
	All program completers, 2015-16	12	12	100%	172	157	386	358	93%	170
<b>SPANISH WORLD LANGUAGE (5195)</b>  Test Company: ETS Score Range: 100-200	All enrolled students who have completed all nonclinical courses, 2017-18						5			
	Other enrolled students, 2017-18	1				168	17	12	71%	177
	All program completers, 2017-18						27	20	74%	171
	All program completers, 2016-17						31	24	77%	172
	All program completers, 2015-16						27	17	63%	169
<b>SPEECH LANGUAGE PATHOLOGY (5331)</b>  Test Company: ETS Score Range: 100-200	All enrolled students who have completed all nonclinical courses, 2017-18									
	Other enrolled students, 2017-18	11	11	100%	183	162	50	50	100%	182
	All program completers, 2017-18						93	92	99%	179
	All program completers, 2016-17	3				162	130	130	100%	179
	All program completers, 2015-16						116	115	99%	179
<b>TECHNOLOGY EDUCATION (5051)</b>  Test Company: ETS	All enrolled students who have completed all nonclinical courses, 2017-18						2			
	Other enrolled students, 2017-18						5			

**Single Assessment Institution-Level Pass Rate Data: Traditional Teacher Preparation Program Within IHE**

Score Range: 100-200	All program completers, 2017-18						13	13	100%	179
	All program completers, 2016-17						21	21	100%	181
	All program completers, 2015-16						20	20	100%	181


	<b>HEOA - Title II 2017 - 2018 Academic Year</b>	
	<b>Institution Name</b>	INDIANA UNIVERSITY OF PA
	<b>Institution Code</b>	2652
	<b>State</b>	Pennsylvania

April 6, 2019

Assessment Information <sup>1</sup>	Group	Number Taking Assessment	Number Passing Assessment	Institutional Pass Rate	Institutional Average Scaled Score	Assessment Cut Score <sup>2</sup>	Statewide			
							Number Taking Assessment	Number Passing Assessment	Statewide Pass Rate	Statewide Average Scaled Score
PAPA - MODULE 1 READING (ESP0001)  Test Company: E.S. Pearson* Score Range: 100-300	All enrolled students who have completed all nonclinical courses, 2017-18	22	22	100%	236	220	209	188	90%	227
	Other enrolled students, 2017-18	47	43	91%	239	220	800	646	81%	224
	All program completers, 2017-18	56	54	96%	232	220	860	814	95%	233
	All program completers, 2016-17	101	101	100%	234	220	1707	1657	97%	236
	All program completers, 2015-16	103	103	100%	240	220	2752	2645	96%	236
PAPA - MODULE 2 MATH (ESP0002)  Test Company: E.S. Pearson* Score Range: 100-300	All enrolled students who have completed all nonclinical courses, 2017-18	23	23	100%	247	197	218	191	88%	227
	Other enrolled students, 2017-18	46	41	89%	228	197	787	639	81%	219
	All program completers, 2017-18	53	52	98%	232	197	864	812	94%	234
	All program completers, 2016-17	101	101	100%	240	197	1707	1623	95%	238
	All program completers, 2015-16	103	103	100%	243	197	2750	2652	96%	239
PAPA - MODULE 3 WRITING (ESP0003)  Test Company: E.S. Pearson* Score Range: 100-300	All enrolled students who have completed all nonclinical courses, 2017-18	23	23	100%	229	220	219	190	87%	224
	Other enrolled students, 2017-18	47	45	96%	231	220	865	715	83%	224
	All program completers, 2017-18	59	55	93%	230	220	877	838	96%	232
	All program completers, 2016-17	101	100	99%	232	220	1699	1645	97%	234
	All program completers, 2015-16	104	104	100%	235	220	2752	2653	96%	235
PECT PREK-4 - MODULE 1 (ESP0006)	All enrolled students who have completed all nonclinical courses, 2017-18	18	17	94%	226	197	507	412	81%	221

**Single Assessment Institution-Level Pass Rate Data: Traditional Teacher Preparation Program Within IHE**

Test Company: E.S. Pearson* Score Range: 100-300	Other enrolled students, 2017-18	23	22	96%	233	197	692	559	81%	219
	All program completers, 2017-18	58	52	90%	228	197	2446	2216	91%	226
	All program completers, 2016-17	84	82	98%	236	197	2733	2495	91%	228
	All program completers, 2015-16	58	53	91%	228	197	2661	2413	91%	227


	<b>HEOA - Title II 2017 - 2018 Academic Year</b>	
	Institution Name	INDIANA UNIVERSITY OF PA
	Institution Code	2652
	State	Pennsylvania

April 6, 2019

Assessment Information <sup>1</sup>	Group	Number Taking Assessment	Number Passing Assessment	Institutional Pass Rate	Institutional Average Scaled Score	Assessment Cut Score <sup>2</sup>	Statewide			
							Number Taking Assessment	Number Passing Assessment	Statewide Pass Rate	Statewide Average Scaled Score
PECT PREK-4 - MODULE 2 (ESP0007)  Test Company: E.S. Pearson* Score Range: 100-300	All enrolled students who have completed all nonclinical courses, 2017-18	17	12	71%	205	193	482	387	80%	216
	Other enrolled students, 2017-18	23	17	74%	212	193	595	457	77%	212
	All program completers, 2017-18	58	50	86%	213	193	2420	2072	86%	218
	All program completers, 2016-17	84	81	96%	229	193	2724	2338	86%	218
	All program completers, 2015-16	58	50	86%	219	193	2643	2225	84%	217
PECT PREK-4 - MODULE 3 (ESP0008)  Test Company: E.S. Pearson* Score Range: 100-300	All enrolled students who have completed all nonclinical courses, 2017-18	16	14	88%	219	193	483	336	70%	211
	Other enrolled students, 2017-18	18	17	94%	227	193	605	419	69%	209
	All program completers, 2017-18	58	47	81%	225	193	2416	1880	78%	216
	All program completers, 2016-17	84	75	89%	227	193	2722	2134	78%	216
	All program completers, 2015-16	58	44	76%	215	193	2631	2038	77%	216
PECT SPEC ED 7-12 - MODULE 1 (ESP0015)  Test Company: E.S. Pearson* Score Range: 100-300	All enrolled students who have completed all nonclinical courses, 2017-18						14	13	93%	251
	Other enrolled students, 2017-18						4			
	All program completers, 2017-18						50	50	100%	254
	All program completers, 2016-17						43	40	93%	246
	All program completers, 2015-16						57	54	95%	253

**Single Assessment Institution-Level Pass Rate Data: Traditional Teacher Preparation Program Within IHE**

PECT SPEC ED 7-12 - MODULE 2 (ESP0016)  Test Company: E.S. Pearson* Score Range: 100-300	All enrolled students who have completed all nonclinical courses, 2017-18						14	13	93%	249
	Other enrolled students, 2017-18						4			
	All program completers, 2017-18						50	47	94%	245
	All program completers, 2016-17						43	40	93%	244
	All program completers, 2015-16						57	56	98%	250

	<b>HEOA - Title II 2017 - 2018 Academic Year</b>
	<b>Institution Name</b> INDIANA UNIVERSITY OF PA
	<b>Institution Code</b> 2652
	<b>State</b> Pennsylvania


April 6, 2019

Assessment Information <sup>1</sup>	Group	Number Taking Assessment	Number Passing Assessment	Institutional Pass Rate	Institutional Average Scaled Score	Assessment Cut Score <sup>2</sup>	Statewide			
							Number Taking Assessment	Number Passing Assessment	Statewide Pass Rate	Statewide Average Scaled Score
PECT SPEC ED PREK-8 - MODULE 1 (ESP0011)  Test Company: E.S. Pearson* Score Range: 100-300	All enrolled students who have completed all nonclinical courses, 2017-18	17	13	76%	226	220	238	169	71%	231
	Other enrolled students, 2017-18	16	13	81%	229	220	213	157	74%	229
	All program completers, 2017-18	58	47	81%	234	220	1087	835	77%	233
	All program completers, 2016-17	84	71	85%	236	220	1242	951	77%	232
	All program completers, 2015-16	58	48	83%	234	220	1237	968	78%	233
PECT SPEC ED PREK-8 - MODULE 2 (ESP0012)  Test Company: E.S. Pearson* Score Range: 100-300	All enrolled students who have completed all nonclinical courses, 2017-18	17	14	82%	225	220	235	166	71%	229
	Other enrolled students, 2017-18	16	11	69%	229	220	194	135	70%	228
	All program completers, 2017-18	58	44	76%	235	220	1073	827	77%	232
	All program completers, 2016-17	84	74	88%	239	220	1235	969	78%	232
	All program completers, 2015-16	58	52	90%	241	220	1231	939	76%	231
OPI FRENCH (ACT1006)  Test Company: ACTFL* Score Range: 1-10	All enrolled students who have completed all nonclinical courses, 2017-18									
	Other enrolled students, 2017-18						1			
	All program completers, 2017-18									
	All program completers, 2016-17									



**Single Assessment Institution-Level Pass Rate Data: Traditional Teacher Preparation Program Within IHE**

	All program completers, 2015-16									
<i>OPI ITALIAN (ACT1010)</i>  Test Company: ACTFL* Score Range: 1-10	All enrolled students who have completed all nonclinical courses, 2017-18									
	Other enrolled students, 2017-18									
	All program completers, 2017-18									
	All program completers, 2016-17							1		
	All program completers, 2015-16									


	<b>HEOA - Title II 2017 - 2018 Academic Year</b>
	INDIANA UNIVERSITY OF PA
	2652
	Pennsylvania

April 6, 2019

Assessment Information <sup>1</sup>	Group	Number Taking Assessment	Number Passing Assessment	Institutional Pass Rate	Institutional Average Scaled Score	Assessment Cut Score <sup>2</sup>	Statewide			
							Number Taking Assessment	Number Passing Assessment	Statewide Pass Rate	Statewide Average Scaled Score
<i>OPI SPANISH (ACT1018)</i>  Test Company: ACTFL* Score Range: 1-10	All enrolled students who have completed all nonclinical courses, 2017-18						1			
	Other enrolled students, 2017-18	1				6	7			
	All program completers, 2017-18						1			
	All program completers, 2016-17						1			
	All program completers, 2015-16									
<i>WPT FRENCH (ACT2005)</i>  Test Company: ACTFL* Score Range: 1-10	All enrolled students who have completed all nonclinical courses, 2017-18						3			
	Other enrolled students, 2017-18						1			
	All program completers, 2017-18						3			
	All program completers, 2016-17						3			
	All program completers, 2015-16									
<i>WPT GERMAN (ACT2006)</i>  Test Company: ACTFL* Score Range: 1-10	All enrolled students who have completed all nonclinical courses, 2017-18									
	Other enrolled students, 2017-18									
	All program completers, 2017-18						3			

**Single Assessment Institution-Level Pass Rate Data: Traditional Teacher Preparation Program Within IHE**

	All program completers, 2016-17							2		
	All program completers, 2015-16									
<b>WPT ITALIAN (ACT2009)</b>  <i>Test Company: ACTFL*</i> <i>Score Range: 1-10</i>	All enrolled students who have completed all nonclinical courses, 2017-18									
	Other enrolled students, 2017-18									
	All program completers, 2017-18									
	All program completers, 2016-17							1		
	All program completers, 2015-16									

	<b>HEOA - Title II 2017 - 2018 Academic Year</b>
	<b>Institution Name</b> INDIANA UNIVERSITY OF PA
	<b>Institution Code</b> 2652
	<b>State</b> Pennsylvania

April 6, 2019

							Statewide			
Assessment Information <sup>1</sup>	Group	Number Taking Assessment	Number Passing Assessment	Institutional Pass Rate	Institutional Average Scaled Score	Assessment Cut Score <sup>2</sup>	Number Taking Assessment	Number Passing Assessment	Statewide Pass Rate	Statewide Average Scaled Score
<b>WPT SPANISH (ACT2015)</b>  <i>Test Company: ACTFL*</i> <i>Score Range: 1-10</i>	All enrolled students who have completed all nonclinical courses, 2017-18	1				6	7			
	Other enrolled students, 2017-18						4			
	All program completers, 2017-18	1				6	23	23	100%	7
	All program completers, 2016-17						29	29	100%	7
	All program completers, 2015-16									

Note: In cases where there are less than ten students taking the assessment or license/certificate, the number passing and pass rate are not reported.

<sup>1</sup>Tests with multiple delivery options (computer, paper, etc.) will be noted with the assessment code for one format only.

<sup>2</sup>Cut scores may vary for groups depending upon when the cut scores are established by the state and when each group completed their teacher certification or licensure assessment.

\*Questions regarding tests listed by this testing company must be addressed to your state Title II Coordinator.