

**Institution: Indiana University of Pennsylvania-Main Campus
(213020)**

**User ID:
P2130201**

Completions Overview

Welcome to the IPEDS Completions survey component. The Completions component is one of several IPEDS components that is conducted during the Fall data collection period. It collects the number of degrees and certificates awarded by field of study, level of award, race/ethnicity, and gender. The reporting period for the Completions component is during the 12-month time period beginning July 1 of the previous calendar year and ending June 30 of the current calendar year; therefore, for this year's Completions component, the reporting period is between July 1, 2015 and June 30, 2016. The Completions component is also collecting the number of students (e.g., completers) who earned awards between July 1, 2015 and June 30, 2016.

Completions Common Errors

Some common completions component errors include the following:

- Including award levels on your current year Completions that were not reported on your previous year's (PY) Institutional Characteristics (IC). [Award levels in the PY IC component cannot be changed; therefore, contact the IPEDS Help Desk at 1-877-225-2568 if you need assistance.]
- Forgetting to select CIP codes for new programs of study that are offered by the institution, but do not have completions for the reporting period.
- Forgetting to enter in zero in at least one of the cells for CIP codes that do not have completions.

Recent Changes

- The following question on **distance education** has been added to the bottom of each individual "CIP Data" screen:
"Is this program offered as a distance education program?"
- The following two screens, which collect data specifically on students were added to this component, beginning in the 2013-14 survey year:
 - **"All Completers"** - Collects the number of students who earned an award between July 1, 2015 and June 30, 2016 by gender and race/ethnicity. (The intent of this screen is to collect an **unduplicated count** of total numbers of completers.)
 - **"Completers by Level"** - Collects the number of students who earned an award between July 1, 2015 and June 30, 2016 by award level and 1) by gender; 2) by race/ethnicity; and 3) by age.
- The definition for Post-baccalaureate Certificate has changed slightly for the 2016-17 collection. The new definition is as follows: **An award that requires completion of an organized program of study beyond the bachelor's. It is designed for persons who have completed a baccalaureate degree, but does not meet the requirements of a master's degree.**

NOTE: Even though Teacher Preparation certificate programs may require a bachelor's degree for admission, they are considered sub-baccalaureate undergraduate programs, and students in these programs are undergraduate students.

General Information

CIP Codes:

The [CIP 2010 Website](#) includes a list of new CIP codes, a list of deleted CIP codes, a list of moved CIP Codes, and an online crosswalk of the 2000 CIP and 2010 CIP.

The Resources Page of the CIP 2010 website contains many valuable resources including:

- CIP 2010 Manual and copies of previous editions of the CIP Manual
- Crosswalk between the 2000 CIP codes and the 2010 CIP codes in Excel format

Keep in mind that some information provided by institutions on the Completions component appear in the [College Navigator](#), which is a major tool used by consumers searching for information about postsecondary education. It is therefore vitally important that you include accurate information about your institution.

Survey materials can be downloaded using the following link: [Survey Materials](#).

The prior year revision system can be accessed using the following link: [Prior Year Revision System](#)

Completions CIP Data

CIPCODE	Award Level	Major	Gender	Non Resident Alien	Hispanic / Latino	American Indian or Alaska Native	Asian	Black or African American	Native Hawaiian or Other Pacific Islander	White	Two or more Races	Race/ ethnicity unknown	Total	distance education program
04.0301 City/Urban, Community and Regional Planning	5 - Bachelor's degree	1	Men	0	0	0	0	1	0	7	0	0	8	
			Women	0	0	0	0	0	0	2	0	0	2	
			Total	0	0	0	0	1	0	9	0	0	10	No
04.0301 City/Urban, Community and Regional Planning	5 - Bachelor's degree	2	Men	0	0	0	0	0	0	0	0	0	0	
			Women	0	0	0	0	0	0	0	0	0	0	
			Total	0	0	0	0	0	0	0	0	0	0	No
05.0103 Asian Studies/Civilization	5 - Bachelor's degree	1	Men	0	0	0	0	0	0	1	1	0	2	
			Women	0	0	0	1	0	0	3	0	0	4	
			Total	0	0	0	1	0	0	4	1	0	6	No
05.0103 Asian Studies/Civilization	5 - Bachelor's degree	2	Men	0	0	0	0	0	0	1	0	0	1	
			Women	0	0	0	1	0	0	1	0	0	2	
			Total	0	0	0	1	0	0	2	0	0	3	No
09.0101 Speech Communication and Rhetoric	5 - Bachelor's degree	1	Men	0	5	0	1	14	0	51	3	0	74	
			Women	1	1	0	0	18	0	36	3	0	59	
			Total	1	6	0	1	32	0	87	6	0	133	No
09.0101 Speech Communication and Rhetoric	5 - Bachelor's degree	2	Men	0	0	0	0	0	0	0	0	0	0	
			Women	0	0	0	0	0	0	0	0	0	0	
			Total	0	0	0	0	0	0	0	0	0	0	No
09.0199 Communication and Media Studies, Other	17 - Doctor's degree - research / scholarship	1	Men	0	0	0	0	0	0	2	0	1	3	
			Women	0	0	0	0	1	0	6	0	0	7	
			Total	0	0	0	0	1	0	8	0	1	10	No
09.0199 Communication and Media Studies, Other	17 - Doctor's degree - research / scholarship	2	Men	0	0	0	0	0	0	0	0	0	0	
			Women	0	0	0	0	0	0	0	0	0	0	
			Total	0	0	0	0	0	0	0	0	0	0	No
09.0401 Journalism	5 - Bachelor's degree	1	Men	0	0	0	0	0	0	10	0	0	10	
			Women	0	1	0	0	0	0	10	2	0	13	
			Total	0	1	0	0	0	0	20	2	0	23	No
09.0401 Journalism	5 - Bachelor's degree	2	Men	0	0	0	0	0	0	2	0	0	2	
			Women	0	0	0	0	0	0	0	0	0	0	
			Total	0	0	0	0	0	0	2	0	0	2	No
11.0101 Computer and Information Sciences, General	5 - Bachelor's degree	1	Men	1	0	0	1	4	0	35	0	0	41	
			Women	0	0	0	0	0	0	3	0	0	3	
			Total	1	0	0	1	4	0	38	0	0	44	No
11.0101 Computer and Information Sciences, General	5 - Bachelor's degree	2	Men	0	0	0	0	0	0	0	0	0	0	
			Women	0	0	0	0	0	0	0	0	0	0	
			Total	0	0	0	0	0	0	0	0	0	0	No
12.0503 Culinary Arts/Chef Training	1 - Awards of less than 1 academic year	1	Men	0	0	0	0	0	0	2	0	0	2	
			Women	0	0	0	0	2	0	1	0	0	3	
			Total	0	0	0	0	2	0	3	0	0	5	No
12.0503 Culinary Arts/Chef Training	2 - Awards of at least 1 but less than 2 academic years	1	Men	0	1	0	0	2	0	11	2	0	16	
			Women	0	1	0	0	2	0	13	0	1	17	
			Total	0	2	0	0	4	0	24	2	1	33	No
12.0599			Men	0	0	0	0	0	0	8	0	0	8	

CIPCODE	Award Level	Major	Gender	Non Resident Alien	Hispanic / Latino	American Indian or Alaska Native	Asian	Black or African American	Native Hawaiian or Other Pacific Islander	White	Two or more Races	Race/ ethnicity unknown	Total	distance education program	
Culinary Arts and Related Services, Other	2 - Awards of at least 1 but less than 2 academic years	1	Women	0	0	0	0	0	0	15	0	0	15		
			Total	0	0	0	0	0	0	23	0	0	23	No	
13.0401 Educational Leadership and Administration, General	17 - Doctor's degree - research / scholarship	1	Men	0	0	0	0	1	0	10	0	1	12		
			Women	0	0	0	0	1	0	6	0	3	10		
			Total	0	0	0	0	2	0	16	0	4	22	No	
13.0401 Educational Leadership and Administration, General	17 - Doctor's degree - research / scholarship	2	Men	0	0	0	0	0	0	0	0	0	0		
			Women	0	0	0	0	0	0	0	0	0	0		
			Total	0	0	0	0	0	0	0	0	0	0	0	No
13.1001 Special Education and Teaching, General	6 - Postbaccalaureate certificates	1	Men	0	0	0	0	0	0	0	0	0	0		
			Women	0	0	0	0	0	0	0	0	0	0	0	
			Total	0	0	0	0	0	0	0	0	0	0	0	No
13.1001 Special Education and Teaching, General	7 - Master's degree	1	Men	0	0	0	0	0	0	2	0	0	2		
			Women	0	0	0	0	0	0	6	0	0	6		
			Total	0	0	0	0	0	0	8	0	0	8	No	
13.1001 Special Education and Teaching, General	7 - Master's degree	2	Men	0	0	0	0	0	0	0	0	0	0		
			Women	0	0	0	0	0	0	0	0	0	0		
			Total	0	0	0	0	0	0	0	0	0	0	0	No
13.1003 Education/Teaching of Individuals with Hearing Impairments Including Deafness	5 - Bachelor's degree	1	Men	0	0	0	0	0	0	0	0	0	0		
			Women	0	0	0	0	0	0	0	0	0	0	0	
			Total	0	0	0	0	0	0	0	0	0	0	0	No
13.1003 Education/Teaching of Individuals with Hearing Impairments Including Deafness	5 - Bachelor's degree	2	Men	0	0	0	0	0	0	0	0	0	0		
			Women	0	0	0	0	0	0	0	0	0	0	0	
			Total	0	0	0	0	0	0	0	0	0	0	0	No
13.1015 Education/Teaching of Individuals in Early Childhood Special Education Programs	5 - Bachelor's degree	1	Men	0	0	0	0	0	0	6	0	0	6		
			Women	0	1	0	0	0	0	59	1	0	61		
			Total	0	1	0	0	0	0	65	1	0	67	No	
13.1015 Education/Teaching of Individuals in Early Childhood Special Education Programs	5 - Bachelor's degree	2	Men	0	0	0	0	0	0	0	0	0	0		
			Women	0	0	0	0	0	0	0	0	0	0	0	
			Total	0	0	0	0	0	0	0	0	0	0	0	No
13.1101 Counselor Education/School Counseling and Guidance Services	7 - Master's degree	1	Men	0	0	0	0	0	0	3	0	0	3		
			Women	0	0	0	0	0	0	18	0	0	18		
			Total	0	0	0	0	0	0	21	0	0	21	No	
13.1101 Counselor Education/School Counseling and Guidance Services	7 - Master's degree	2	Men	0	0	0	0	0	0	0	0	0	0		
			Women	0	0	0	0	0	0	0	0	0	0	0	
			Total	0	0	0	0	0	0	0	0	0	0	0	No
13.1102	7 - Master's degree	1	Men	0	2	0	0	1	0	6	0	1	10		
			Women	1	0	0	0	1	0	9	0	0	11		

CIPCODE	Award Level	Major	Gender	Non Resident Alien	Hispanic / Latino	American Indian or Alaska Native	Asian	Black or African American	Native Hawaiian or Other Pacific Islander	White	Two or more Races	Race/ ethnicity unknown	Total	distance education program
French Language and Literature			Total	0	0	0	0	0	0	0	0	0	0	No
16.0905 Spanish Language and Literature	5 - Bachelor's degree	1	Men	0	0	0	0	0	0	1	0	0	1	
			Women	0	2	0	0	0	0	3	0	0	5	
			Total	0	2	0	0	0	0	4	0	0	6	No
16.0905 Spanish Language and Literature	7 - Master's degree	1	Men	0	0	0	0	0	0	0	0	0	0	
			Women	0	0	0	0	0	0	0	0	0	0	
			Total	0	0	0	0	0	0	0	0	0	0	No
16.0905 Spanish Language and Literature	5 - Bachelor's degree	2	Men	0	0	0	0	0	0	1	0	0	1	
			Women	0	0	0	0	0	0	3	0	0	3	
			Total	0	0	0	0	0	0	4	0	0	4	No
16.0905 Spanish Language and Literature	7 - Master's degree	2	Men	0	0	0	0	0	0	0	0	0	0	
			Women	0	0	0	0	0	0	0	0	0	0	
			Total	0	0	0	0	0	0	0	0	0	0	No
16.9999 Foreign Languages, Literatures, and Linguistics, Other	5 - Bachelor's degree	1	Men	0	0	0	0	0	0	0	0	0	0	
			Women	0	0	0	0	0	0	0	0	0	0	
			Total	0	0	0	0	0	0	0	0	0	0	No
16.9999 Foreign Languages, Literatures, and Linguistics, Other	5 - Bachelor's degree	2	Men	0	0	0	0	0	0	0	0	0	0	
			Women	0	0	0	0	0	0	0	0	0	0	
			Total	0	0	0	0	0	0	0	0	0	0	No
19.0101 Family and Consumer Sciences/Human Sciences, General	5 - Bachelor's degree	1	Men	0	0	0	0	0	0	0	0	0	0	
			Women	0	0	0	0	0	0	6	1	0	7	
			Total	0	0	0	0	0	0	6	1	0	7	No
19.0101 Family and Consumer Sciences/Human Sciences, General	5 - Bachelor's degree	2	Men	0	0	0	0	0	0	0	0	0	0	
			Women	0	0	0	0	0	0	0	0	0	0	
			Total	0	0	0	0	0	0	0	0	0	0	No
19.0501 Foods, Nutrition, and Wellness Studies, General	5 - Bachelor's degree	1	Men	0	0	0	0	0	0	7	0	0	7	
			Women	1	4	0	0	4	0	59	1	0	69	
			Total	1	4	0	0	4	0	66	1	0	76	No
19.0501 Foods, Nutrition, and Wellness Studies, General	7 - Master's degree	1	Men	0	0	0	0	0	0	1	0	0	1	
			Women	0	0	0	0	0	0	10	0	0	10	
			Total	0	0	0	0	0	0	11	0	0	11	Yes
19.0501 Foods, Nutrition, and Wellness Studies, General	5 - Bachelor's degree	2	Men	0	0	0	0	0	0	0	0	0	0	
			Women	0	0	0	0	0	0	0	0	0	0	
			Total	0	0	0	0	0	0	0	0	0	0	No
19.0501 Foods, Nutrition, and Wellness Studies, General	7 - Master's degree	2	Men	0	0	0	0	0	0	0	0	0	0	
			Women	0	0	0	0	0	0	0	0	0	0	
			Total	0	0	0	0	0	0	0	0	0	0	Yes
19.0701 Human Development and Family Studies, General	5 - Bachelor's degree	1	Men	0	0	0	0	0	0	1	0	0	1	
			Women	0	2	0	0	6	0	57	3	0	68	
			Total	0	2	0	0	6	0	58	3	0	69	No
19.0701	5 - Bachelor's degree	2	Men	0	0	0	0	0	0	0	0	0	0	
			Women	0	0	0	0	0	0	1	0	0	1	

CIPCODE	Award Level	Major	Gender	Non Resident Alien	Hispanic / Latino	American Indian or Alaska Native	Asian	Black or African American	Native Hawaiian or Other Pacific Islander	White	Two or more Races	Race/ ethnicity unknown	Total	distance education program
Human Development and Family Studies, General			Total	0	0	0	0	0	0	1	0	0	1	No
23.0101 English Language and Literature, General	5 - Bachelor's degree	1	Men	0	0	0	0	0	0	9	0	2	11	
			Women	1	3	0	1	4	0	23	0	1	33	
			Total	1	3	0	1	4	0	32	0	3	44	No
23.0101 English Language and Literature, General	7 - Master's degree	1	Men	4	1	0	0	0	0	5	1	0	11	
			Women	9	0	0	0	0	0	8	0	0	17	
			Total	13	1	0	0	0	0	13	1	0	28	No
23.0101 English Language and Literature, General	17 - Doctor's degree - research / scholarship	1	Men	5	1	0	0	0	0	6	0	2	14	
			Women	1	1	0	0	3	0	12	0	2	19	
			Total	6	2	0	0	3	0	18	0	4	33	No
23.0101 English Language and Literature, General	5 - Bachelor's degree	2	Men	0	0	0	0	0	0	0	0	0	0	
			Women	0	0	0	0	0	0	1	0	0	1	
			Total	0	0	0	0	0	0	1	0	0	1	No
23.0101 English Language and Literature, General	7 - Master's degree	2	Men	0	0	0	0	0	0	0	0	0	0	
			Women	0	0	0	0	0	0	0	0	0	0	
			Total	0	0	0	0	0	0	0	0	0	0	No
23.0101 English Language and Literature, General	17 - Doctor's degree - research / scholarship	2	Men	0	0	0	0	0	0	0	0	0	0	
			Women	0	0	0	0	0	0	0	0	0	0	
			Total	0	0	0	0	0	0	0	0	0	0	No
24.0101 Liberal Arts and Sciences/Liberal Studies	3 - Associate's degree	1	Men	0	0	0	0	0	0	3	0	0	3	
			Women	0	0	0	0	0	0	2	0	0	2	
			Total	0	0	0	0	0	0	5	0	0	5	No
24.0101 Liberal Arts and Sciences/Liberal Studies	5 - Bachelor's degree	1	Men	0	0	0	0	0	0	3	0	0	3	
			Women	0	0	0	0	2	0	1	0	0	3	
			Total	0	0	0	0	2	0	4	0	0	6	No
24.0101 Liberal Arts and Sciences/Liberal Studies	3 - Associate's degree	2	Men	0	0	0	0	0	0	0	0	0	0	
			Women	0	0	0	0	0	0	0	0	0	0	
			Total	0	0	0	0	0	0	0	0	0	0	No
24.0101 Liberal Arts and Sciences/Liberal Studies	5 - Bachelor's degree	2	Men	0	0	0	0	0	0	0	0	0	0	
			Women	0	0	0	0	0	0	0	0	0	0	
			Total	0	0	0	0	0	0	0	0	0	0	No
26.0101 Biology/Biological Sciences, General	5 - Bachelor's degree	1	Men	0	0	0	0	1	0	19	0	0	20	
			Women	1	3	0	0	6	0	33	1	1	45	
			Total	1	3	0	0	7	0	52	1	1	65	No
26.0101 Biology/Biological Sciences, General	7 - Master's degree	1	Men	1	0	0	0	0	0	3	0	0	4	
			Women	0	0	0	0	0	0	2	0	0	2	
			Total	1	0	0	0	0	0	5	0	0	6	No
26.0101 Biology/Biological Sciences, General	5 - Bachelor's degree	2	Men	0	0	0	0	0	0	0	0	0	0	
			Women	0	0	0	0	0	0	0	0	0	0	
			Total	0	0	0	0	0	0	0	0	0	0	No
26.0101 Biology/Biological Sciences, General	7 - Master's degree	2	Men	0	0	0	0	0	0	0	0	0	0	
			Women	0	0	0	0	0	0	0	0	0	0	
			Total	0	0	0	0	0	0	0	0	0	0	No
26.0202 Biochemistry	5 - Bachelor's degree	1	Men	0	0	0	0	0	0	2	0	0	2	
			Women	2	0	0	1	0	0	4	0	0	7	

CIPCODE	Award Level	Major	Gender	Non Resident Alien	Hispanic / Latino	American Indian or Alaska Native	Asian	Black or African American	Native Hawaiian or Other Pacific Islander	White	Two or more Races	Race/ ethnicity unknown	Total	distance education program	
26.0202 Biochemistry	5 - Bachelor's degree	2	Total	2	0	0	1	0	0	6	0	0	9	No	
			Men	0	0	0	0	0	0	0	0	0	0		
			Women	0	0	0	0	0	0	0	0	0	0	0	
27.0101 Mathematics, General	5 - Bachelor's degree	1	Total	0	0	0	0	0	0	0	0	0	0	No	
			Men	0	0	0	0	0	0	11	0	0	0	11	
			Women	0	0	0	0	1	0	7	0	0	0	8	
27.0101 Mathematics, General	7 - Master's degree	1	Total	0	0	0	0	1	0	18	0	0	19	No	
			Men	0	0	0	0	0	0	0	0	0	0	0	
			Women	0	0	0	0	1	0	4	0	0	0	5	
27.0101 Mathematics, General	5 - Bachelor's degree	2	Total	0	0	0	0	1	0	4	0	0	5	No	
			Men	0	0	0	0	0	0	0	0	0	0	0	
			Women	0	0	0	0	0	0	0	0	0	0	0	
27.0101 Mathematics, General	7 - Master's degree	2	Total	0	0	0	0	0	0	0	0	0	0	No	
			Men	0	0	0	0	0	0	0	0	0	0	0	
			Women	0	0	0	0	0	0	0	0	0	0	0	
27.0301 Applied Mathematics, General	5 - Bachelor's degree	1	Total	0	0	0	0	0	0	0	0	0	0	No	
			Men	0	0	0	0	0	0	0	0	0	0	0	
			Women	0	0	0	0	0	0	0	0	0	0	0	
27.0301 Applied Mathematics, General	7 - Master's degree	1	Total	0	0	0	0	0	0	0	0	0	0	No	
			Men	1	0	0	0	0	0	4	0	0	0	5	
			Women	0	0	0	0	0	0	1	0	0	0	1	
27.0301 Applied Mathematics, General	5 - Bachelor's degree	2	Total	1	0	0	0	0	0	5	0	0	6	No	
			Men	0	0	0	0	0	0	0	0	0	0	0	
			Women	0	0	0	0	0	0	0	0	0	0	0	
27.0301 Applied Mathematics, General	7 - Master's degree	2	Total	0	0	0	0	0	0	0	0	0	0	No	
			Men	0	0	0	0	0	0	0	0	0	0	0	
			Women	0	0	0	0	0	0	0	0	0	0	0	
30.0101 Biological and Physical Sciences	5 - Bachelor's degree	1	Total	0	1	0	0	5	0	24	2	1	33		
			Men	0	0	0	0	0	11	0	1	12			
			Women	0	1	0	0	5	0	24	2	1	33		
30.0101 Biological and Physical Sciences	5 - Bachelor's degree	2	Total	0	1	0	0	5	0	35	2	2	45	No	
			Men	0	0	0	0	0	0	0	0	0	0	0	
			Women	0	0	0	0	0	0	0	0	0	0	0	
30.1801 Natural Sciences	7 - Master's degree	1	Total	0	0	0	0	0	0	0	0	1	1	No	
			Men	0	0	0	0	0	0	0	0	0	1	1	
			Women	0	0	0	0	0	0	0	0	0	0	0	
30.1801 Natural Sciences	7 - Master's degree	2	Total	0	0	0	0	0	0	0	0	0	0	No	
			Men	0	0	0	0	0	0	0	0	0	0	0	
			Women	0	0	0	0	0	0	0	0	0	0	0	
31.0501 Health and Physical Education/Fitness, General	5 - Bachelor's degree	1	Total	1	1	0	1	16	0	107	1	0	127	No	
			Men	1	1	0	0	7	0	71	1	0	81		
			Women	0	0	0	1	9	0	36	0	0	46		
31.0501 Health and Physical Education/Fitness, General	7 - Master's degree	1	Total	2	1	0	2	3	0	15	0	0	23		
			Men	2	1	0	2	3	0	15	0	0	23		
			Women	0	0	0	0	1	0	21	0	0	22		
			Total	2	1	0	2	4	0	36	0	0	45	No	

CIPCODE	Award Level	Major	Gender	Non Resident Alien	Hispanic / Latino	American Indian or Alaska Native	Asian	Black or African American	Native Hawaiian or Other Pacific Islander	White	Two or more Races	Race/ ethnicity unknown	Total	distance education program
Public Administration and Social Service Professions, Other			Total	0	0	0	0	0	0	0	0	0	0	No
45.0201 Anthropology	5 - Bachelor's degree	1	Men	0	0	0	0	0	0	3	1	0	4	
			Women	0	0	0	0	2	0	10	0	0	12	
			Total	0	0	0	0	2	0	13	1	0	16	No
45.0201 Anthropology	5 - Bachelor's degree	2	Men	0	0	0	0	0	0	0	0	0	0	
			Women	0	1	0	0	0	0	2	0	0	3	
			Total	0	1	0	0	0	0	2	0	0	3	No
45.0301 Archeology	7 - Master's degree	1	Men	0	0	0	0	0	0	1	0	0	1	
			Women	0	0	0	0	0	0	4	0	0	4	
			Total	0	0	0	0	0	0	5	0	0	5	No
45.0301 Archeology	7 - Master's degree	2	Men	0	0	0	0	0	0	0	0	0	0	
			Women	0	0	0	0	0	0	0	0	0	0	
			Total	0	0	0	0	0	0	0	0	0	0	No
45.0401 Criminology	5 - Bachelor's degree	1	Men	0	3	0	0	9	0	132	4	1	149	
			Women	1	4	0	0	22	0	67	4	2	100	
			Total	1	7	0	0	31	0	199	8	3	249	No
45.0401 Criminology	7 - Master's degree	1	Men	0	0	0	0	1	0	11	1	0	13	
			Women	0	0	0	0	1	0	10	0	0	11	
			Total	0	0	0	0	2	0	21	1	0	24	Yes
45.0401 Criminology	17 - Doctor's degree - research / scholarship	1	Men	0	0	0	0	0	0	4	0	0	4	
			Women	0	0	0	0	0	0	1	0	0	1	
			Total	0	0	0	0	0	0	5	0	0	5	No
45.0401 Criminology	5 - Bachelor's degree	2	Men	0	0	0	0	0	0	0	0	0	0	
			Women	0	1	0	0	0	0	8	0	0	9	
			Total	0	1	0	0	0	0	8	0	0	9	No
45.0401 Criminology	7 - Master's degree	2	Men	0	0	0	0	0	0	0	0	0	0	
			Women	0	0	0	0	0	0	0	0	0	0	
			Total	0	0	0	0	0	0	0	0	0	0	Yes
45.0401 Criminology	17 - Doctor's degree - research / scholarship	2	Men	0	0	0	0	0	0	0	0	0	0	
			Women	0	0	0	0	0	0	0	0	0	0	
			Total	0	0	0	0	0	0	0	0	0	0	No
45.0601 Economics, General	5 - Bachelor's degree	1	Men	0	0	0	0	0	0	16	0	0	16	
			Women	0	1	0	2	2	0	5	0	1	11	
			Total	0	1	0	2	2	0	21	0	1	27	No
45.0601 Economics, General	5 - Bachelor's degree	2	Men	0	0	0	0	0	0	5	0	0	5	
			Women	0	0	0	0	0	0	1	0	0	1	
			Total	0	0	0	0	0	0	6	0	0	6	No
45.0701 Geography	5 - Bachelor's degree	1	Men	0	0	0	0	1	0	10	0	0	11	
			Women	0	0	0	0	0	0	2	0	1	3	
			Total	0	0	0	0	1	0	12	0	1	14	No
45.0701 Geography	6 - Postbaccalaureate certificates	1	Men	0	0	0	0	0	0	4	0	0	4	
			Women	0	0	0	0	0	0	1	0	0	1	
			Total	0	0	0	0	0	0	5	0	0	5	No
45.0701	7 - Master's degree	1	Men	0	0	0	0	0	0	9	0	0	9	

CIPCODE	Award Level	Major	Gender	Non Resident Alien	Hispanic / Latino	American Indian or Alaska Native	Asian	Black or African American	Native Hawaiian or Other Pacific Islander	White	Two or more Races	Race/ ethnicity unknown	Total	distance education program
Geography			Women	0	0	0	0	0	0	0	0	0	0	
			Total	0	0	0	0	0	0	9	0	0	9	No
45.0701 Geography	5 - Bachelor's degree	2	Men	0	0	0	0	0	0	0	0	0	0	
			Women	0	0	0	0	0	0	0	0	0	0	
			Total	0	0	0	0	0	0	0	0	0	0	No
45.0701 Geography	7 - Master's degree	2	Men	0	0	0	0	0	0	0	0	0	0	
			Women	0	0	0	0	0	0	1	0	0	1	
			Total	0	0	0	0	0	0	1	0	0	1	No
45.0901 International Relations and Affairs	5 - Bachelor's degree	1	Men	0	0	0	0	0	0	2	0	0	2	
			Women	1	0	0	0	2	0	3	0	0	6	
			Total	1	0	0	0	2	0	5	0	0	8	No
45.0901 International Relations and Affairs	5 - Bachelor's degree	2	Men	0	0	0	0	0	0	2	0	0	2	
			Women	0	0	0	0	0	0	0	0	0	0	
			Total	0	0	0	0	0	0	2	0	0	2	No
45.1001 Political Science and Government, General	5 - Bachelor's degree	1	Men	0	0	0	0	1	0	15	0	0	16	
			Women	0	0	0	0	2	0	5	0	0	7	
			Total	0	0	0	0	3	0	20	0	0	23	No
45.1001 Political Science and Government, General	5 - Bachelor's degree	2	Men	0	0	0	0	0	0	2	0	0	2	
			Women	0	0	0	0	0	0	1	0	0	1	
			Total	0	0	0	0	0	0	3	0	0	3	No
45.1101 Sociology	5 - Bachelor's degree	1	Men	0	1	0	0	1	0	4	1	2	9	
			Women	0	1	0	0	11	0	34	1	0	47	
			Total	0	2	0	0	12	0	38	2	2	56	No
45.1101 Sociology	7 - Master's degree	1	Men	0	0	0	0	0	0	0	0	0	0	
			Women	0	0	0	0	0	0	1	0	0	1	
			Total	0	0	0	0	0	0	1	0	0	1	No
45.1101 Sociology	5 - Bachelor's degree	2	Men	0	0	0	0	0	0	3	0	0	3	
			Women	0	0	0	0	1	0	5	0	0	6	
			Total	0	0	0	0	1	0	8	0	0	9	No
45.1101 Sociology	7 - Master's degree	2	Men	0	0	0	0	0	0	0	0	0	0	
			Women	0	0	0	0	0	0	0	0	0	0	
			Total	0	0	0	0	0	0	0	0	0	0	No
45.9999 Social Sciences, Other	5 - Bachelor's degree	1	Men	0	0	0	0	0	0	9	0	0	9	
			Women	0	0	0	0	0	0	6	0	0	6	
			Total	0	0	0	0	0	0	15	0	0	15	No
45.9999 Social Sciences, Other	5 - Bachelor's degree	2	Men	0	0	0	0	0	0	0	0	0	0	
			Women	0	0	0	0	0	0	0	0	0	0	
			Total	0	0	0	0	0	0	0	0	0	0	No
50.0101 Visual and Performing Arts, General	5 - Bachelor's degree	1	Men	0	0	0	0	0	0	2	0	0	2	
			Women	0	0	0	0	0	0	6	0	0	6	
			Total	0	0	0	0	0	0	8	0	0	8	No
50.0101 Visual and Performing Arts, General	5 - Bachelor's degree	2	Men	0	0	0	0	0	0	0	0	0	0	
			Women	0	0	0	0	0	0	0	0	0	0	
			Total	0	0	0	0	0	0	0	0	0	0	No
50.0406 Commercial Photography		1	Men	0	2	0	1	0	0	3	0	0	6	
			Women	0	0	0	0	0	0	5	0	0	5	

CIPCODE	Award Level	Major	Gender	Non Resident Alien	Hispanic / Latino	American Indian or Alaska Native	Asian	Black or African American	Native Hawaiian or Other Pacific Islander	White	Two or more Races	Race/ ethnicity unknown	Total	distance education program
	2 - Awards of at least 1 but less than 2 academic years		Total	0	2	0	1	0	0	8	0	0	11	No
50.0408 Interior Design	5 - Bachelor's degree	1	Men	0	0	0	1	0	0	2	0	0	3	
			Women	0	0	0	0	0	0	25	1	1	27	
			Total	0	0	0	1	0	0	27	1	1	30	No
50.0408 Interior Design	5 - Bachelor's degree	2	Men	0	0	0	0	0	0	0	0	0	0	
			Women	0	0	0	0	0	0	0	0	0	0	
			Total	0	0	0	0	0	0	0	0	0	0	No
50.0501 Drama and Dramatics/Theatre Arts, General	5 - Bachelor's degree	1	Men	0	0	0	0	0	0	7	0	0	7	
			Women	1	0	0	0	1	0	6	2	1	11	
			Total	1	0	0	0	1	0	13	2	1	18	No
50.0501 Drama and Dramatics/Theatre Arts, General	5 - Bachelor's degree	2	Men	0	0	0	0	0	0	0	0	0	0	
			Women	0	0	0	0	0	0	0	0	0	0	
			Total	0	0	0	0	0	0	0	0	0	0	No
50.0701 Art/Art Studies, General	5 - Bachelor's degree	1	Men	0	0	0	0	0	0	0	0	0	0	
			Women	0	1	0	0	0	0	5	0	0	6	
			Total	0	1	0	0	0	0	5	0	0	6	No
50.0701 Art/Art Studies, General	5 - Bachelor's degree	2	Men	0	0	0	0	0	0	0	0	0	0	
			Women	0	0	0	0	0	0	0	0	0	0	
			Total	0	0	0	0	0	0	0	0	0	0	No
50.0702 Fine/Studio Arts, General	5 - Bachelor's degree	1	Men	0	0	0	0	0	0	3	0	0	3	
			Women	0	0	0	0	0	0	1	0	0	1	
			Total	0	0	0	0	0	0	4	0	0	4	No
50.0702 Fine/Studio Arts, General	5 - Bachelor's degree	2	Men	0	0	0	0	0	0	0	0	0	0	
			Women	0	0	0	0	0	0	0	0	0	0	
			Total	0	0	0	0	0	0	0	0	0	0	No
50.0706 Intermedia/Multimedia	5 - Bachelor's degree	1	Men	1	1	0	0	1	0	9	1	1	14	
			Women	0	1	0	0	1	0	17	0	1	20	
			Total	1	2	0	0	2	0	26	1	2	34	No
50.0706 Intermedia/Multimedia	7 - Master's degree	1	Men	0	1	0	0	0	0	3	0	0	4	
			Women	1	1	0	0	0	0	2	1	0	5	
			Total	1	2	0	0	0	0	5	1	0	9	Yes
50.0706 Intermedia/Multimedia	5 - Bachelor's degree	2	Men	0	0	0	0	0	0	0	0	0	0	
			Women	0	0	0	0	0	0	1	0	0	1	
			Total	0	0	0	0	0	0	1	0	0	1	No
50.0706 Intermedia/Multimedia	7 - Master's degree	2	Men	0	0	0	0	0	0	0	0	0	0	
			Women	0	0	0	0	0	0	0	0	0	0	
			Total	0	0	0	0	0	0	0	0	0	0	Yes
50.0901 Music, General	5 - Bachelor's degree	1	Men	0	0	0	2	0	0	11	0	0	13	
			Women	0	1	0	0	0	0	20	0	0	21	
			Total	0	1	0	2	0	0	31	0	0	34	No
50.0901 Music, General	7 - Master's degree	1	Men	0	0	0	0	1	0	2	0	0	3	
			Women	0	0	0	0	0	0	5	0	0	5	

CIPCODE	Award Level	Major	Gender	Non Resident Alien	Hispanic / Latino	American Indian or Alaska Native	Asian	Black or African American	Native Hawaiian or Other Pacific Islander	White	Two or more Races	Race/ ethnicity unknown	Total	distance education program
Health Professions and Related Clinical Sciences, Other	6 - Postbaccalaureate certificates		Women	0	0	0	0	0	0	0	0	0	0	
			Total	0	0	0	0	0	0	0	0	0	0	No
52.0101 Business/Commerce, General	5 - Bachelor's degree	1	Men	0	0	0	0	0	0	0	0	0	0	
			Women	0	0	0	0	0	0	1	0	0	1	
			Total	0	0	0	0	0	0	1	0	0	1	No
52.0101 Business/Commerce, General	7 - Master's degree	1	Men	0	0	0	0	0	0	0	0	0	0	
			Women	0	0	0	0	0	0	0	0	0	0	
			Total	0	0	0	0	0	0	0	0	0	0	No
52.0101 Business/Commerce, General	5 - Bachelor's degree	2	Men	0	0	0	0	0	0	0	0	0	0	
			Women	0	0	0	0	0	0	0	0	0	0	
			Total	0	0	0	0	0	0	0	0	0	0	No
52.0101 Business/Commerce, General	7 - Master's degree	2	Men	0	0	0	0	0	0	0	0	0	0	
			Women	0	0	0	0	0	0	0	0	0	0	
			Total	0	0	0	0	0	0	0	0	0	0	No
52.0201 Business Administration and Management, General	5 - Bachelor's degree	1	Men	6	1	0	1	2	0	78	1	1	90	
			Women	3	1	0	0	5	0	47	1	0	57	
			Total	9	2	0	1	7	0	125	2	1	147	No
52.0201 Business Administration and Management, General	7 - Master's degree	1	Men	120	1	1	3	3	0	26	0	0	154	
			Women	58	0	0	0	3	0	13	0	0	74	
			Total	178	1	1	3	6	0	39	0	0	228	No
52.0201 Business Administration and Management, General	5 - Bachelor's degree	2	Men	0	0	0	0	0	0	3	0	0	3	
			Women	0	0	0	0	1	0	8	0	0	9	
			Total	0	0	0	0	1	0	11	0	0	12	No
52.0201 Business Administration and Management, General	7 - Master's degree	2	Men	0	0	0	0	0	0	0	0	0	0	
			Women	0	0	0	0	0	0	0	0	0	0	
			Total	0	0	0	0	0	0	0	0	0	0	No
52.0204 Office Management and Supervision	5 - Bachelor's degree	1	Men	1	0	0	0	0	0	1	0	0	2	
			Women	0	0	0	0	0	0	0	0	0	0	
			Total	1	0	0	0	0	0	1	0	0	2	No
52.0204 Office Management and Supervision	5 - Bachelor's degree	2	Men	0	0	0	0	0	0	0	0	0	0	
			Women	0	0	0	0	0	0	0	0	0	0	
			Total	0	0	0	0	0	0	0	0	0	0	No
52.0301 Accounting	5 - Bachelor's degree	1	Men	1	1	0	0	1	0	35	2	0	40	
			Women	8	3	0	0	1	0	23	0	0	35	
			Total	9	4	0	0	2	0	58	2	0	75	No
52.0301 Accounting	5 - Bachelor's degree	2	Men	0	0	0	0	0	0	0	0	0	0	
			Women	0	0	0	0	0	0	1	0	0	1	
			Total	0	0	0	0	0	0	1	0	0	1	No
52.0801 Finance, General	5 - Bachelor's degree	1	Men	15	1	0	0	1	0	28	0	1	46	
			Women	4	1	0	1	2	0	12	0	0	20	
			Total	19	2	0	1	3	0	40	0	1	66	No
52.0801 Finance, General	5 - Bachelor's degree	2	Men	0	0	0	1	0	0	1	0	0	2	
			Women	0	0	0	0	0	0	0	0	0	0	
			Total	0	0	0	1	0	0	1	0	0	2	No
52.0901		1	Men	0	1	0	1	3	0	13	2	0	20	

CIPCODE	Award Level	Major	Gender	Non Resident Alien	Hispanic / Latino	American Indian or Alaska Native	Asian	Black or African American	Native Hawaiian or Other Pacific Islander	White	Two or more Races	Race/ ethnicity unknown	Total	distance education program
Hospitality Administration/Management, General	5 - Bachelor's degree		Women	1	1	0	1	5	0	46	2	0	56	
			Total	1	2	0	2	8	0	59	4	0	76	No
52.0901 Hospitality Administration/Management, General	5 - Bachelor's degree	2	Men	0	0	0	0	0	0	0	0	0	0	
			Women	0	0	0	0	0	0	0	0	0	0	
			Total	0	0	0	0	0	0	0	0	0	0	No
52.1001 Human Resources Management/Personnel Administration, General	5 - Bachelor's degree	1	Men	1	1	0	0	1	0	10	0	0	13	
			Women	0	2	0	0	6	0	29	0	0	37	
			Total	1	3	0	0	7	0	39	0	0	50	No
52.1001 Human Resources Management/Personnel Administration, General	5 - Bachelor's degree	2	Men	1	1	0	0	0	0	10	0	0	12	
			Women	3	0	0	0	2	0	11	0	0	16	
			Total	4	1	0	0	2	0	21	0	0	28	No
52.1002 Labor and Industrial Relations	7 - Master's degree	1	Men	1	0	0	0	1	0	12	2	0	16	
			Women	2	1	0	0	5	0	23	0	1	32	
			Total	3	1	0	0	6	0	35	2	1	48	No
52.1002 Labor and Industrial Relations	7 - Master's degree	2	Men	0	0	0	0	0	0	0	0	0	0	
			Women	0	0	0	0	0	0	0	0	0	0	
			Total	0	0	0	0	0	0	0	0	0	0	No
52.1101 International Business/Trade/Commerce	5 - Bachelor's degree	1	Men	2	0	0	0	2	0	3	0	0	7	
			Women	1	1	0	2	1	0	11	1	0	17	
			Total	3	1	0	2	3	0	14	1	0	24	No
52.1101 International Business/Trade/Commerce	5 - Bachelor's degree	2	Men	0	0	0	0	0	0	0	0	0	0	
			Women	0	0	0	0	0	0	0	0	0	0	
			Total	0	0	0	0	0	0	0	0	0	0	No
52.1201 Management Information Systems, General	5 - Bachelor's degree	1	Men	1	0	0	0	2	0	26	0	1	30	
			Women	0	0	0	0	0	0	5	0	1	6	
			Total	1	0	0	0	2	0	31	0	2	36	No
52.1201 Management Information Systems, General	5 - Bachelor's degree	2	Men	0	0	0	0	0	0	1	0	0	1	
			Women	0	0	0	0	0	0	0	0	0	0	
			Total	0	0	0	0	0	0	1	0	0	1	No
52.1401 Marketing/Marketing Management, General	5 - Bachelor's degree	1	Men	5	2	0	2	5	0	49	0	0	63	
			Women	1	0	0	0	4	0	43	2	0	50	
			Total	6	2	0	2	9	0	92	2	0	113	No
52.1401 Marketing/Marketing Management, General	5 - Bachelor's degree	2	Men	0	0	0	0	0	0	0	0	0	0	
			Women	0	0	0	0	0	0	0	0	0	0	
			Total	0	0	0	0	0	0	0	0	0	0	No
52.1902 Fashion Merchandising	5 - Bachelor's degree	1	Men	0	0	0	0	0	0	2	0	0	2	
			Women	0	1	0	0	4	0	26	2	0	33	
			Total	0	1	0	0	4	0	28	2	0	35	No
52.1902 Fashion Merchandising	5 - Bachelor's degree	2	Men	0	0	0	0	0	0	0	0	0	0	
			Women	0	0	0	0	0	0	0	0	0	0	
			Total	0	0	0	0	0	0	0	0	0	0	No
54.0101 History, General	5 - Bachelor's degree	1	Men	0	2	0	0	0	0	13	0	0	15	
			Women	0	2	0	0	0	0	7	0	0	9	

99.0000 Summary Grand Totals	Award Level	Nonresident alien	Hispanic Latino	American Indian or Alaska Native	Asian	Black or African American	Native Hawaiian or Other Pacific Islander	White	Two or more Races	Race/ethnicity unknown	Total	PY Total
Women		0	0	0	0	0	0	0	0	0	0	0
Total		0	0	0	0	0	0	0	0	0	0	0
Bachelor's degree	5											
Men		1	1	0	1	0	0	33	0	0	36	28
Women		3	2	0	1	4	0	49	0	0	59	50
Total		4	3	0	2	4	0	82	0	0	95	78
Master's degree	7											
Men		0	0	0	0	0	0	0	0	0	0	1
Women		0	0	0	0	0	0	1	0	0	1	0
Total		0	0	0	0	0	0	1	0	0	1	1
Post-Master's certificates	8											
Men		0	0	0	0	0	0	0	0	0	0	0
Women		0	0	0	0	0	0	0	0	0	0	0
Total		0	0	0	0	0	0	0	0	0	0	0
Doctor's degree - research / scholarship	17											
Men		0	0	0	0	0	0	0	0	0	0	0
Women		0	0	0	0	0	0	0	0	0	0	1
Total		0	0	0	0	0	0	0	0	0	0	1
Doctor's degree - professional practice	18											
Men		0	0	0	0	0	0	0	0	0	0	0
Women		0	0	0	0	0	0	0	0	0	0	0
Total		0	0	0	0	0	0	0	0	0	0	0

Grand Total Men		1	1	0	1	0	0	33	0	0	36	29
Grand Total Women		3	2	0	1	4	0	50	0	0	60	51

Grand Total		4	3	0	2	4	0	83	0	0	96	80
-------------	--	---	---	---	---	---	---	----	---	---	----	----

PY Grand Total Men		0	1	0	0	2	0	22	2	2		29
PY Grand Total Women		0	3	0	2	3	0	41	0	2		51
PY Grand Total		0	4	0	2	5	0	63	2	4		80

All Completers

Institutions must report the following information. (Some data will be pre-populated from the completions by CIP code data.)

All Completers

Number of students by gender and race and ethnicity earning an award between July 1, 2015 and June 30, 2016. Count each student only once, regardless of how many awards he/she earned. The intent of this screen is to collect an unduplicated count of total numbers of *completers*.

- Report Hispanic/Latino individuals of any race as Hispanic/Latino
- Report race for non-Hispanic/Latino individuals only

	Men		Women		Total Students
	Number of Students	Total Awards	Number of Students	Total Awards	
<u>Nonresident alien</u>	184	184	109	111	293
<u>Hispanic/Latino</u>	35	37	49	54	84
<u>American Indian or Alaska Native</u>	1	1		0	1
<u>Asian</u>	18	19	18	19	36
<u>Black or African American</u>	79	80	170	173	249
<u>Native Hawaiian or Other Pacific Islander</u>		0		0	0
<u>White</u>	1,058	1,090	1,418	1,468	2,476
<u>Two or more races</u>	25	25	37	37	62
<u>Race and ethnicity unknown</u>	19	19	22	24	41
TOTAL	1,419	1,455	1,823	1,886	3,242
PY TOTAL	1,390		1,870		3,260

Completers by Level

Institutions must report the following information. This screen will be shown for each of the following award categories for which completions have been reported:

- Less than 1-year certificates
- At least 1 but less than 4-year certificates
- Associate's degrees
- Bachelor's degrees
- Master's degrees
- Doctor's degrees
- Postbaccalaureate and post-master's certificates

Less than 1-year certificates

Number of students by gender, by race and ethnicity, and by age earning this award between July 1, 2015 and June 30, 2016. Each student should be counted once per award level. For example, if a student earned a master's degree and a doctor's degree, he/she should be counted once in master's and once in doctor's. A student earning two master's degrees should be counted only once.


- Report Hispanic/Latino individuals of any race as Hispanic/Latino
- Report race for non-Hispanic/Latino individuals only


	Number of Students	Total Awards
By Gender		
Men	<input type="text" value="2"/>	2
Women	<input type="text" value="3"/>	3
TOTAL	5	5
PY TOTAL		

By Race/Ethnicity

<u>Nonresident alien</u>	<input type="text" value="0"/>	0
<u>Hispanic/Latino</u>	<input type="text" value="0"/>	0
<u>American Indian or Alaska Native</u>	<input type="text" value="0"/>	0
<u>Asian</u>	<input type="text" value="0"/>	0
<u>Black or African American</u>	<input type="text" value="2"/>	2
<u>Native Hawaiian or Other Pacific Islander</u>	<input type="text" value="0"/>	0

<u>White</u>	<input type="text" value="3"/>	3
Two or more races	<input type="text" value="0"/>	0
<u>Race and ethnicity unknown</u>	<input type="text" value="0"/>	0
TOTAL	5	5



 **By Age**

Under 18	<input type="text" value="0"/>	
18-24	<input type="text" value="3"/>	
25-39	<input type="text" value="2"/>	
40 and Above	<input type="text" value="0"/>	
Age Unknown	<input type="text" value="0"/>	
TOTAL	5	5

Completers by Level

Institutions must report the following information. This screen will be shown for each of the following award categories for which completions have been reported:

- Less than 1-year certificates
- At least 1 but less than 4-year certificates
- Associate's degrees
- Bachelor's degrees
- Master's degrees
- Doctor's degrees
- Postbaccalaureate and post-master's certificates

At least 1 but less than 4-year certificates

Number of students by gender, by race and ethnicity, and by age earning this award between July 1, 2015 and June 30, 2016. Each student should be counted once per award level. For example, if a student earned a master's degree and a doctor's degree, he/she should be counted once in master's and once in doctor's. A student earning two master's degrees should be counted only once.


- Report Hispanic/Latino individuals of any race as Hispanic/Latino
- Report race for non-Hispanic/Latino individuals only


	Number of Students	Total Awards
By Gender		
Men	<input type="text" value="30"/>	30
Women	<input type="text" value="37"/>	37
TOTAL	67	67
PY TOTAL	99	

By Race/Ethnicity

<u>Nonresident alien</u>	<input type="text" value="0"/>	0
<u>Hispanic/Latino</u>	<input type="text" value="4"/>	4
<u>American Indian or Alaska Native</u>	<input type="text" value="0"/>	0
<u>Asian</u>	<input type="text" value="1"/>	1
<u>Black or African American</u>	<input type="text" value="4"/>	4
<u>Native Hawaiian or Other Pacific Islander</u>	<input type="text" value="0"/>	0

<u>White</u>	<input type="text" value="55"/>	55
Two or more races	<input type="text" value="2"/>	2
<u>Race and ethnicity unknown</u>	<input type="text" value="1"/>	1
TOTAL	67	67



 **By Age**

Under 18	<input type="text" value="0"/>	
18-24	<input type="text" value="64"/>	
25-39	<input type="text" value="3"/>	
40 and Above	<input type="text" value="0"/>	
Age Unknown	<input type="text" value="0"/>	
TOTAL	67	67

Completers by Level

Institutions must report the following information. This screen will be shown for each of the following award categories for which completions have been reported:

- Less than 1-year certificates
- At least 1 but less than 4-year certificates
- Associate's degrees
- Bachelor's degrees
- Master's degrees
- Doctor's degrees
- Postbaccalaureate and post-master's certificates

Associate's degrees

Number of students by gender, by race and ethnicity, and by age earning this award between July 1, 2015 and June 30, 2016. Each student should be counted once per award level. For example, if a student earned a master's degree and a doctor's degree, he/she should be counted once in master's and once in doctor's. A student earning two master's degrees should be counted only once.


- Report Hispanic/Latino individuals of any race as Hispanic/Latino
- Report race for non-Hispanic/Latino individuals only


	Number of Students	Total Awards
By Gender		
Men	<input type="text" value="3"/>	3
Women	<input type="text" value="2"/>	2
TOTAL	5	5
PY TOTAL	8	

By Race/Ethnicity

<u>Nonresident alien</u>	<input type="text" value="0"/>	0
<u>Hispanic/Latino</u>	<input type="text" value="0"/>	0
<u>American Indian or Alaska Native</u>	<input type="text" value="0"/>	0
<u>Asian</u>	<input type="text" value="0"/>	0
<u>Black or African American</u>	<input type="text" value="0"/>	0
<u>Native Hawaiian or Other Pacific Islander</u>	<input type="text" value="0"/>	0

<u>White</u>	<input type="text" value="5"/>	5
Two or more races	<input type="text" value="0"/>	0
<u>Race and ethnicity unknown</u>	<input type="text" value="0"/>	0
TOTAL	5	5



 **By Age**

Under 18	<input type="text" value="0"/>	
18-24	<input type="text" value="3"/>	
25-39	<input type="text" value="2"/>	
40 and Above	<input type="text" value="0"/>	
Age Unknown	<input type="text" value="0"/>	
TOTAL	5	5

Completers by Level

Institutions must report the following information. This screen will be shown for each of the following award categories for which completions have been reported:

- Less than 1-year certificates
- At least 1 but less than 4-year certificates
- Associate's degrees
- Bachelor's degrees
- Master's degrees
- Doctor's degrees
- Postbaccalaureate and post-master's certificates

Bachelor's degrees

Number of students by gender, by race and ethnicity, and by age earning this award between July 1, 2015 and June 30, 2016. Each student should be counted once per award level. For example, if a student earned a master's degree and a doctor's degree, he/she should be counted once in master's and once in doctor's. A student earning two master's degrees should be counted only once.


- Report Hispanic/Latino individuals of any race as Hispanic/Latino
- Report race for non-Hispanic/Latino individuals only

	Number of Students	Total Awards
By Gender		
Men	1,026	1,047
Women	1,349	1,396
TOTAL	2,375	2,443
PY TOTAL	2,485	

By Race/Ethnicity

<u>Nonresident alien</u>	71	73
<u>Hispanic/Latino</u>	70	73
<u>American Indian or Alaska Native</u>	0	0
<u>Asian</u>	23	24
<u>Black or African American</u>	203	207
<u>Native Hawaiian or Other Pacific Islander</u>	0	0

<u>White</u>	<input type="text" value="1,933"/>	1,989
Two or more races	<input type="text" value="53"/>	53
<u>Race and ethnicity unknown</u>	<input type="text" value="22"/>	24
TOTAL	2,375	2,443



By Age

Under 18	<input type="text" value="0"/>	
18-24	<input type="text" value="2,098"/>	
25-39	<input type="text" value="255"/>	
40 and Above	<input type="text" value="22"/>	
Age Unknown	<input type="text" value="0"/>	
TOTAL	2,375	2,443

Completers by Level

Institutions must report the following information. This screen will be shown for each of the following award categories for which completions have been reported:

- Less than 1-year certificates
- At least 1 but less than 4-year certificates
- Associate's degrees
- Bachelor's degrees
- Master's degrees
- Doctor's degrees
- Postbaccalaureate and post-master's certificates

Master's degrees

Number of students by gender, by race and ethnicity, and by age earning this award between July 1, 2015 and June 30, 2016. Each student should be counted once per award level. For example, if a student earned a master's degree and a doctor's degree, he/she should be counted once in master's and once in doctor's. A student earning two master's degrees should be counted only once.


- Report Hispanic/Latino individuals of any race as Hispanic/Latino
- Report race for non-Hispanic/Latino individuals only


	Number of Students	Total Awards
By Gender		
Men	<input type="text" value="323"/>	326
Women	<input type="text" value="359"/>	364
TOTAL	682	690
PY TOTAL	550	

By Race/Ethnicity

<u>Nonresident alien</u>	<input type="text" value="215"/>	215
<u>Hispanic/Latino</u>	<input type="text" value="10"/>	10
<u>American Indian or Alaska Native</u>	<input type="text" value="1"/>	1
<u>Asian</u>	<input type="text" value="9"/>	9
<u>Black or African American</u>	<input type="text" value="33"/>	33
<u>Native Hawaiian or Other Pacific Islander</u>	<input type="text" value="0"/>	0

<u>White</u>	<input type="text" value="401"/>	409
Two or more races	<input type="text" value="7"/>	7
<u>Race and ethnicity unknown</u>	<input type="text" value="6"/>	6
TOTAL	682	690



 **By Age**

Under 18	<input type="text" value="0"/>	
18-24	<input type="text" value="235"/>	
25-39	<input type="text" value="391"/>	
40 and Above	<input type="text" value="56"/>	
Age Unknown	<input type="text" value="0"/>	
TOTAL	682	690

Completers by Level

Institutions must report the following information. This screen will be shown for each of the following award categories for which completions have been reported:

- Less than 1-year certificates
- At least 1 but less than 4-year certificates
- Associate's degrees
- Bachelor's degrees
- Master's degrees
- Doctor's degrees
- Postbaccalaureate and post-master's certificates

Doctor's degrees

Number of students by gender, by race and ethnicity, and by age earning this award between July 1, 2015 and June 30, 2016. Each student should be counted once per award level. For example, if a student earned a master's degree and a doctor's degree, he/she should be counted once in master's and once in doctor's. A student earning two master's degrees should be counted only once.

- Report Hispanic/Latino individuals of any race as Hispanic/Latino
- Report race for non-Hispanic/Latino individuals only


	Number of Students	Total Awards
By Gender		
Men	<input type="text" value="39"/>	39
Women	<input type="text" value="67"/>	67
TOTAL	106	106
PY TOTAL	124	

By Race/Ethnicity

<u>Nonresident alien</u>	<input type="text" value="7"/>	7
<u>Hispanic/Latino</u>	<input type="text" value="2"/>	2
<u>American Indian or Alaska Native</u>	<input type="text" value="0"/>	0
<u>Asian</u>	<input type="text" value="4"/>	4
<u>Black or African American</u>	<input type="text" value="7"/>	7
<u>Native Hawaiian or Other Pacific Islander</u>	<input type="text" value="0"/>	0

<u>White</u>	<input type="text" value="74"/>	74
Two or more races	<input type="text" value="0"/>	0
<u>Race and ethnicity unknown</u>	<input type="text" value="12"/>	12
TOTAL	106	106

--	--	--

 **By Age**

Under 18	<input type="text" value="0"/>	
18-24	<input type="text" value="0"/>	
25-39	<input type="text" value="55"/>	
40 and Above	<input type="text" value="44"/>	
Age Unknown	<input type="text" value="7"/>	
TOTAL	106	106

Completers by Level

Institutions must report the following information. This screen will be shown for each of the following award categories for which completions have been reported:

- Less than 1-year certificates
- At least 1 but less than 4-year certificates
- Associate's degrees
- Bachelor's degrees
- Master's degrees
- Doctor's degrees
- Postbaccalaureate and post-master's certificates

Postbaccalaureate and post-master's certificates

Number of students by gender, by race and ethnicity, and by age earning this award between July 1, 2015 and June 30, 2016. Each student should be counted once per award level. For example, if a student earned a master's degree and a doctor's degree, he/she should be counted once in master's and once in doctor's. A student earning two master's degrees should be counted only once.


- Report Hispanic/Latino individuals of any race as Hispanic/Latino
- Report race for non-Hispanic/Latino individuals only


	Number of Students	Total Awards
By Gender		
Men	<input type="text" value="8"/>	8
Women	<input type="text" value="17"/>	17
TOTAL	25	25
PY TOTAL	16	

By Race/Ethnicity

<u>Nonresident alien</u>	<input type="text" value="0"/>	0
<u>Hispanic/Latino</u>	<input type="text" value="2"/>	2
<u>American Indian or Alaska Native</u>	<input type="text" value="0"/>	0
<u>Asian</u>	<input type="text" value="0"/>	0
<u>Black or African American</u>	<input type="text" value="0"/>	0
<u>Native Hawaiian or Other Pacific Islander</u>	<input type="text" value="0"/>	0

<u>White</u>	<input type="text" value="23"/>	23
Two or more races	<input type="text" value="0"/>	0
<u>Race and ethnicity unknown</u>	<input type="text" value="0"/>	0
TOTAL	25	25



 **By Age**

Under 18	<input type="text" value="0"/>	
18-24	<input type="text" value="11"/>	
25-39	<input type="text" value="14"/>	
40 and Above	<input type="text" value="0"/>	
Age Unknown	<input type="text" value="0"/>	
TOTAL	25	25

Summary

IPEDS collects important information regarding your institution. All data reported in IPEDS survey components become available in the IPEDS Data Center and appear as aggregated data in various Department of Education reports. Additionally, some of the reported data appears specifically for your institution through the College Navigator website and is included in your institution's Data Feedback Report (DFR). The purpose of this summary is to provide you an opportunity to view some of the data that, when accepted through the IPEDS quality control process, will appear on the College Navigator website and/or your DFR. College Navigator is updated approximately three months after the data collection period closes and Data Feedback Reports will be available through the [Data Center](#) and sent to your institution's CEO in November 2016.

Please review your data for accuracy. If you have questions about the data displayed below after reviewing the data reported on the survey screens, please contact the IPEDS Help Desk at: 1-877-225-2568 or ipedshelp@rti.org.

Summary of Completions Data

Award Level	Number of Completions	
	1 st major	2 nd major
<u>Postsecondary award, certificate, or diploma (less than 1 academic year)</u>	5	0
<u>Postsecondary award, certificate, or diploma (at least 1 but less than 2 academic years)</u>	67	0
<u>Associate's degree</u>	5	0
<u>Bachelors degree or equivalent</u>	2,443	95
<u>Postbaccalaureate certificate</u>	15	0
<u>Master's degree</u>	690	1
<u>Post-master's certificate</u>	10	0
<u>Doctor's degree - research/scholarship</u>	96	0
<u>Doctor's degree - professional practice</u>	10	0
Total number of degrees and certificates	3,341	

Summary of Completers Data

	Number of Students		
	Men	Women	Total
All Completers	1,419	1,823	3,242

Completions

Indiana University of Pennsylvania-Main Campus (213020)

Source	Description	Severity	Resolved	Options
Global Edits				
Perform Edits	Your institution did not report offering award level(s) (1) in the prior year IC Header survey, but you indicated that one or more programs are offered at this level here. Please correct your data or explain the discrepancy. (Error #10529)	Explanation	Yes	
Reason:	We can fix that in the IC Header			
Perform Edits	Your institution reported in the prior year Institutional Characteristics survey that it offers undergraduate distance education opportunities (courses and/or programs), but you did not respond "Yes" to the distance education program question for any CIP code (award levels 1 to 5). Please correct your data or explain if your institution does not offer full programs via distance education. (Error #10585)	Explanation	Yes	
Reason:	We do not offer full programs only courses at the UG level.			
Perform Edits	Current year completions (11) are outside the expected range when compared to completions reported in the prior year (29) for: Men, 2-digit field (23), award level (5). Please correct your data or explain. (Error #10503)	Explanation	Yes	
Reason:	We have less men majoring in English			
Perform Edits	Current year completions (12) are outside the expected range when compared to completions reported in the prior year (33) for: Women, 2-digit field (42), award level (7). Please correct your data or explain. (Error #10505)	Explanation	Yes	
Reason:	Less women majoring in Psychology			
Perform Edits	Current year completions (80) are outside the expected range when compared to completions reported in the prior year (41) for: Women, 2-digit field (51), award level (7). Please correct your data or explain. (Error #10506)	Explanation	Yes	
Reason:	Based on the new cohort			
Perform Edits	Current year completions (106) are outside the expected range when compared to completions reported in the prior year (69) for: Women, 2-digit field (52), award level (7). Please correct your data or explain. (Error #10506)	Explanation	Yes	
Reason:	We have a higher number of women.			