

**Institution: Indiana University of Pennsylvania-Main Campus
(213020)**

**User ID:
P2130201**

Completions Overview

Welcome to the IPEDS Completions survey component. The Completions component is one of several IPEDS components that is conducted during the Fall data collection period. It collects the number of degrees and certificates awarded by field of study, level of award, race/ethnicity, and gender. The reporting period for the Completions component is during the 12-month time period beginning July 1 of the previous calendar year and ending June 30 of the current calendar year; therefore, for this year's Completions component, the reporting period is between July 1, 2018 and June 30, 2019. The Completions component is also collecting the number of students (e.g., completers) who earned awards between July 1, 2018 and June 30, 2019.

Changes to reporting for 2019-20

- The term 'contact hour' has been replaced with the term 'clock hour'
- The term 'formal award' has been replaced with the term 'recognized postsecondary credential'
- There is a new instruction to exclude students participating in Experimental Pell (See <https://experimentalsites.ed.gov/exp/approved.html>)

For 2020-21 changes, please review the preview screens available on the [Survey Materials](#) page. For more information on updates to CIP codes, see below.

CIP codes will need to be updated for the 2020-21 data collection.

The [CIP 2020 Website](#) includes a list of new CIP codes, a list of deleted CIP codes, a list of moved CIP Codes, and an online crosswalk of the 2010 CIP and 2020 CIP.

Some common Completions component errors include the following:

- Including award levels on your current year Completions that were not reported on your previous year's (PY) Institutional Characteristics (IC). [Award levels in the PY IC component cannot be changed; therefore, contact the IPEDS Help Desk at 1-877-225-2568 if you need assistance.]
- Forgetting to select CIP codes for new programs of study that are offered by the institution, but do not have completions for the reporting period.
- Forgetting to enter in zero in at least one of the cells for CIP codes that do not have completions.
- Even though Teacher Preparation certificate programs may require a bachelor's degree for admission, they are considered sub-bacalaureate undergraduate programs, and students in these programs are undergraduate students.

Keep in mind that some information provided by institutions on the Completions component appear in the [College Navigator](#), which is a major tool used by consumers searching for information about postsecondary education. It is therefore vitally important that you include accurate information about your institution.

Survey materials can be downloaded using the following link: [Survey Materials](#).

Completions CIP Data

CIPCODE	Award Level	Major	Gender	Non Resident Alien	Hispanic / Latino	American Indian or Alaska Native	Asian	Black or African American	Native Hawaiian or Other Pacific Islander	White	Two or more Races	Race/ ethnicity unknown	Total	distance education program
04.0301 City/Urban, Community and Regional Planning	5 - Bachelor's degree	1	Men	0	0	0	0	1	0	4	0	0	5	
			Women	0	0	0	0	0	0	4	0	0	4	
			Total	0	0	0	0	1	0	8	0	0	9	No
04.0301 City/Urban, Community and Regional Planning	5 - Bachelor's degree	2	Men	0	0	0	0	0	0	0	0	0	0	
			Women	0	0	0	0	0	0	0	0	0	0	
			Total	0	0	0	0	0	0	0	0	0	0	No
05.0103 Asian Studies/Civilization	5 - Bachelor's degree	1	Men	0	0	0	0	0	0	3	0	0	3	
			Women	0	1	0	1	0	0	1	0	0	3	
			Total	0	1	0	1	0	0	4	0	0	6	No
05.0103 Asian Studies/Civilization	5 - Bachelor's degree	2	Men	0	0	0	0	0	0	1	0	0	1	
			Women	0	0	0	0	0	0	0	0	0	0	
			Total	0	0	0	0	0	0	1	0	0	1	No
05.0108 Near and Middle Eastern Studies	1 - Awards of less than 1 academic year	1	Men	0	0	0	0	0	0	0	0	0	0	
			Women	0	0	0	0	0	0	0	0	0	0	
			Total	0	0	0	0	0	0	0	0	0	0	No
05.0123 Chinese Studies	1 - Awards of less than 1 academic year	1	Men	0	0	0	0	0	0	1	0	0	1	
			Women	0	0	0	1	0	0	0	0	0	1	
			Total	0	0	0	1	0	0	1	0	0	2	No
05.0127 Japanese Studies	1 - Awards of less than 1 academic year	1	Men	0	0	0	0	0	0	2	0	0	2	
			Women	0	1	0	0	0	0	0	0	0	1	
			Total	0	1	0	0	0	0	2	0	0	3	No
09.0101 Speech Communication and Rhetoric	5 - Bachelor's degree	1	Men	0	3	0	0	16	0	31	1	0	51	
			Women	1	1	1	0	8	0	26	1	0	38	
			Total	1	4	1	0	24	0	57	2	0	89	No
09.0101 Speech Communication and Rhetoric	5 - Bachelor's degree	2	Men	0	0	0	0	0	0	0	0	0	0	
			Women	0	0	0	0	0	0	0	0	0	0	
			Total	0	0	0	0	0	0	0	0	0	0	No
09.0199 Communication and Media Studies, Other	17 - Doctor's degree - research / scholarship	1	Men	1	0	0	0	1	0	1	0	0	3	
			Women	0	0	0	0	0	0	4	0	0	4	
			Total	1	0	0	0	1	0	5	0	0	7	No
09.0199 Communication and Media Studies, Other	17 - Doctor's degree - research / scholarship	2	Men	0	0	0	0	0	0	0	0	0	0	
			Women	0	0	0	0	0	0	0	0	0	0	
			Total	0	0	0	0	0	0	0	0	0	0	No
09.0401 Journalism	5 - Bachelor's degree	1	Men	0	0	0	0	0	0	6	1	0	7	
			Women	0	0	0	0	4	0	14	1	0	19	
			Total	0	0	0	0	4	0	20	2	0	26	No
09.0401 Journalism	5 - Bachelor's degree	2	Men	0	0	0	0	0	0	1	0	0	1	
			Women	0	0	0	0	2	0	1	0	0	3	
			Total	0	0	0	0	2	0	2	0	0	4	No
09.0701 Radio and Television	1 - Awards of less than 1 academic year	1	Men	0	0	0	0	2	0	4	0	0	6	
			Women	0	0	0	0	0	0	2	0	0	2	
			Total	0	0	0	0	2	0	6	0	0	8	No
11.0101	5 - Bachelor's degree	1	Men	3	1	0	1	5	0	38	3	0	51	
			Women	0	0	0	1	1	0	5	0	0	7	

CIPCODE	Award Level	Major	Gender	Non Resident Alien	Hispanic / Latino	American Indian or Alaska Native	Asian	Black or African American	Native Hawaiian or Other Pacific Islander	White	Two or more Races	Race/ ethnicity unknown	Total	distance education program	
Computer and Information Sciences, General			Total	3	1	0	2	6	0	43	3	0	58	No	
11.0101	5 - Bachelor's degree	2	Men	0	0	0	0	0	0	1	0	0	1		
Computer and Information Sciences, General			Women	0	0	0	0	0	0	0	0	0	0	0	
			Total	0	0	0	0	0	0	0	1	0	0	1	No
12.0503	2 - Awards of at least 1 but less than 2 academic years	1	Men	0	0	0	1	0	0	7	2	0	10		
Culinary Arts/Chef Training			Women	0	1	0	1	3	0	14	5	0	24		
			Total	0	1	0	2	3	0	21	7	0	34	No	
12.0503	3 - Associate's degree	1	Men	0	0	0	0	0	0	0	0	0	0		
Culinary Arts/Chef Training			Women	0	0	0	0	0	0	1	0	0	1		
			Total	0	0	0	0	0	0	1	0	0	1	No	
12.0503	3 - Associate's degree	2	Men	0	0	0	0	0	0	0	0	0	0		
Culinary Arts/Chef Training			Women	0	0	0	0	0	0	0	0	0	0		
			Total	0	0	0	0	0	0	0	0	0	0	0	No
12.0599	2 - Awards of at least 1 but less than 2 academic years	1	Men	0	0	0	0	0	0	5	0	0	5		
Culinary Arts and Related Services, Other			Women	0	2	0	0	0	0	20	1	0	23		
			Total	0	2	0	0	0	0	25	1	0	28	No	
13.0301	17 - Doctor's degree - research / scholarship	1	Men	0	0	0	0	1	0	2	0	0	3		
Curriculum and Instruction			Women	0	0	0	0	0	0	6	0	0	6		
			Total	0	0	0	0	1	0	8	0	0	9	No	
13.0301	17 - Doctor's degree - research / scholarship	2	Men	0	0	0	0	0	0	0	0	0	0		
Curriculum and Instruction			Women	0	0	0	0	0	0	0	0	0	0		
			Total	0	0	0	0	0	0	0	0	0	0	0	No
13.0401	17 - Doctor's degree - research / scholarship	1	Men	0	1	0	0	0	0	7	0	0	8		
Educational Leadership and Administration, General			Women	0	0	0	0	1	0	7	0	0	8		
			Total	0	1	0	0	1	0	14	0	0	16	No	
13.0401	17 - Doctor's degree - research / scholarship	2	Men	0	0	0	0	0	0	0	0	0	0		
Educational Leadership and Administration, General			Women	0	0	0	0	0	0	0	0	0	0		
			Total	0	0	0	0	0	0	0	0	0	0	0	No
13.1001	5 - Bachelor's degree	1	Men	0	0	0	0	0	0	0	0	0	0		
Special Education and Teaching, General			Women	0	0	0	0	0	0	0	0	0	0	0	
			Total	0	0	0	0	0	0	0	0	0	0	0	No
13.1001	6 - Postbaccalaureate certificates	1	Men	0	0	0	0	0	0	0	0	0	0		
Special Education and Teaching, General			Women	0	1	0	0	0	0	11	0	1	13		
			Total	0	1	0	0	0	0	11	0	1	13	No	
13.1001	7 - Master's degree	1	Men	0	0	0	0	0	0	1	0	0	1		
Special Education and Teaching, General			Women	0	1	0	0	0	0	7	0	0	8		
			Total	0	1	0	0	0	0	8	0	0	9	No	
13.1001	7 - Master's degree	2	Men	0	0	0	0	0	0	0	0	0	0		
Special Education and Teaching, General			Women	0	0	0	0	0	0	0	0	0	0		
			Total	0	0	0	0	0	0	0	0	0	0	0	No
13.1013	8 - Post-Master's certificates	1	Men	0	0	0	0	0	0	0	0	0	0		
Education/Teaching of Individuals with Autism			Women	0	0	0	0	0	0	2	0	0	2		
			Total	0	0	0	0	0	0	2	0	0	2	No	
13.1015	5 - Bachelor's degree	1	Men	0	0	0	0	0	0	3	0	0	3		
			Women	0	0	0	0	1	0	43	0	1	45		

CIPCODE	Award Level	Major	Gender	Non Resident Alien	Hispanic / Latino	American Indian or Alaska Native	Asian	Black or African American	Native Hawaiian or Other Pacific Islander	White	Two or more Races	Race/ ethnicity unknown	Total	distance education program
Education/Teaching of Individuals in Early Childhood Special Education Programs			Total	0	0	0	0	1	0	46	0	1	48	No
13.1015	5 - Bachelor's degree	2	Men	0	0	0	0	0	0	0	0	0	0	
Education/Teaching of Individuals in Early Childhood Special Education Programs	Women		0	0	0	0	0	0	0	0	0	0	0	
	Total		0	0	0	0	0	0	0	0	0	0	0	No
13.1101	7 - Master's degree	1	Men	0	0	0	0	0	0	2	0	0	2	
Counselor Education/School Counseling and Guidance Services	Women		0	0	0	0	1	0	12	1	1	15		
	Total		0	0	0	0	1	0	14	1	1	17	No	
13.1101	7 - Master's degree	2	Men	0	0	0	0	0	0	0	0	0	0	
Counselor Education/School Counseling and Guidance Services	Women		0	0	0	0	0	0	0	0	0	0	0	
	Total		0	0	0	0	0	0	0	0	0	0	0	No
13.1102	7 - Master's degree	1	Men	1	1	0	0	4	0	6	0	0	12	
College Student Counseling and Personnel Services	Women		0	0	0	1	0	0	8	0	0	9		
	Total		1	1	0	1	4	0	14	0	0	21	No	
13.1102	7 - Master's degree	2	Men	0	0	0	0	0	0	0	0	0	0	
College Student Counseling and Personnel Services	Women		0	0	0	0	0	0	0	0	0	0	0	
	Total		0	0	0	0	0	0	0	0	0	0	0	No
13.1201	7 - Master's degree	1	Men	0	0	0	0	0	0	0	0	0	0	
Adult and Continuing Education and Teaching	Women		0	0	0	0	1	0	6	0	0	7		
	Total		0	0	0	0	1	0	6	0	0	7	Yes	
13.1201	7 - Master's degree	2	Men	0	0	0	0	0	0	0	0	0	0	
Adult and Continuing Education and Teaching	Women		0	0	0	0	0	0	0	0	0	0	0	
	Total		0	0	0	0	0	0	0	0	0	0	0	Yes
13.1203	5 - Bachelor's degree	1	Men	0	0	0	0	1	0	3	0	0	4	
Junior High/Intermediate/Middle School Education and Teaching	Women		0	0	0	0	0	0	7	0	0	7		
	Total		0	0	0	0	1	0	10	0	0	11	No	
13.1203	5 - Bachelor's degree	2	Men	0	0	0	0	0	0	0	0	0	0	
Junior High/Intermediate/Middle School Education and Teaching	Women		0	0	0	0	0	0	0	0	0	0	0	
	Total		0	0	0	0	0	0	0	0	0	0	0	No
13.1210	5 - Bachelor's degree	1	Men	0	0	0	0	0	0	0	0	0	0	
Early Childhood Education and Teaching	Women		0	0	0	0	0	0	0	1	0	1		
	Total		0	0	0	0	0	0	0	1	0	1	No	
13.1210	5 - Bachelor's degree	2	Men	0	0	0	0	0	0	0	0	0	0	
Early Childhood Education and Teaching	Women		0	0	0	0	0	0	0	0	0	0	0	
	Total		0	0	0	0	0	0	0	0	0	0	0	No
13.1299	7 - Master's degree	1	Men	0	0	0	0	0	0	1	0	0	1	
	Women		2	0	0	0	0	0	3	0	0	5		
	Total		2	0	0	0	0	0	4	0	0	6	No	

CIPCODE	Award Level	Major	Gender	Non Resident Alien	Hispanic / Latino	American Indian or Alaska Native	Asian	Black or African American	Native Hawaiian or Other Pacific Islander	White	Two or more Races	Race/ ethnicity unknown	Total	distance education program	
15.0701 Occupational Safety and Health Technology/Technician	7 - Master's degree	2	Men	0	0	0	0	0	0	0	0	0	0		
			Women	0	0	0	0	0	0	0	0	0	0		
			Total	0	0	0	0	0	0	0	0	0	0	0	No
15.0701 Occupational Safety and Health Technology/Technician	17 - Doctor's degree - research / scholarship	2	Men	0	0	0	0	0	0	0	0	0	0		
			Women	0	0	0	0	0	0	0	0	0	0	0	
			Total	0	0	0	0	0	0	0	0	0	0	0	No
15.1601 Nanotechnology	7 - Master's degree	1	Men	0	0	0	0	0	0	0	0	0	0		
			Women	1	0	0	0	0	0	0	0	0	0	1	
			Total	1	0	0	0	0	0	0	0	0	0	1	No
15.1601 Nanotechnology	7 - Master's degree	2	Men	0	0	0	0	0	0	0	0	0	0		
			Women	0	0	0	0	0	0	0	0	0	0	0	
			Total	0	0	0	0	0	0	0	0	0	0	0	No
16.0301 Chinese Language and Literature	1 - Awards of less than 1 academic year	1	Men	0	0	0	0	0	0	1	0	0	1		
			Women	0	0	0	1	0	0	0	0	0	0	1	
			Total	0	0	0	1	0	0	1	0	0	0	2	No
16.0302 Japanese Language and Literature	1 - Awards of less than 1 academic year	1	Men	0	0	0	0	0	0	0	0	0	0		
			Women	0	0	0	0	0	0	1	0	0	0	1	
			Total	0	0	0	0	0	0	0	1	0	0	1	No
16.0501 German Language and Literature	1 - Awards of less than 1 academic year	1	Men	0	0	0	0	0	0	0	1	0	1		
			Women	0	0	0	0	0	0	4	0	0	4		
			Total	0	0	0	0	0	0	4	1	0	5	No	
16.0901 French Language and Literature	1 - Awards of less than 1 academic year	1	Men	0	0	0	0	0	0	1	0	0	1		
			Women	0	0	0	0	0	0	2	0	0	2		
			Total	0	0	0	0	0	0	3	0	0	3	No	
16.0905 Spanish Language and Literature	1 - Awards of less than 1 academic year	1	Men	0	1	0	0	0	0	1	0	0	2		
			Women	0	2	0	0	1	0	2	2	0	7		
			Total	0	3	0	0	1	0	3	2	0	9	No	
16.0905 Spanish Language and Literature	5 - Bachelor's degree	1	Men	0	1	0	1	0	0	3	0	0	5		
			Women	0	0	0	0	1	0	4	1	0	6		
			Total	0	1	0	1	1	0	7	1	0	11	No	
16.0905 Spanish Language and Literature	5 - Bachelor's degree	2	Men	0	0	0	0	0	0	2	0	0	2		
			Women	0	1	0	0	0	0	3	0	0	4		
			Total	0	1	0	0	0	0	5	0	0	6	No	
19.0101 Family and Consumer Sciences/Human Sciences, General	5 - Bachelor's degree	1	Men	0	0	0	0	0	0	0	0	0	0		
			Women	0	0	0	0	0	0	4	0	0	4		
			Total	0	0	0	0	0	0	4	0	0	4	No	
19.0101 Family and Consumer Sciences/Human Sciences, General	5 - Bachelor's degree	2	Men	0	0	0	0	0	0	0	0	0	0		
			Women	0	0	0	0	0	0	0	0	0	0		
			Total	0	0	0	0	0	0	0	0	0	0	No	
19.0501 Foods, Nutrition, and Wellness Studies, General	5 - Bachelor's degree	1	Men	0	1	0	0	0	0	9	0	0	10		
			Women	1	0	0	0	2	0	37	0	0	40		
			Total	1	1	0	0	2	0	46	0	0	50	No	
19.0501	7 - Master's degree	1	Men	0	1	0	0	0	0	1	0	0	2		

CIPCODE	Award Level	Major	Gender	Non Resident Alien	Hispanic / Latino	American Indian or Alaska Native	Asian	Black or African American	Native Hawaiian or Other Pacific Islander	White	Two or more Races	Race/ ethnicity unknown	Total	distance education program
Foods, Nutrition, and Wellness Studies, General 19.0501	5 - Bachelor's degree	2	Women	0	0	0	0	0	0	27	1	0	28	
			Total	0	1	0	0	0	0	28	1	0	30	Yes
Foods, Nutrition, and Wellness Studies, General 19.0501	7 - Master's degree	2	Men	0	0	0	0	0	0	0	0	0	0	
			Women	0	0	0	0	0	0	0	0	0	0	0
Foods, Nutrition, and Wellness Studies, General 19.0501	5 - Bachelor's degree	1	Men	0	0	0	0	0	0	2	0	0	2	
			Women	0	4	0	0	6	0	33	0	0	43	
Human Development and Family Studies, General 19.0701	5 - Bachelor's degree	2	Total	0	0	0	0	0	0	0	0	0	0	Yes
			Men	0	0	0	0	0	0	0	0	0	0	0
Human Development and Family Studies, General 19.0701	7 - Master's degree	1	Women	1	0	0	0	0	0	11	1	0	13	
			Total	4	0	0	0	0	0	13	1	0	18	No
English Language and Literature, General 23.0101	17 - Doctor's degree - research / scholarship	1	Men	9	0	0	0	0	0	7	1	2	19	
			Women	6	0	0	0	0	0	10	0	3	19	
English Language and Literature, General 23.0101	5 - Bachelor's degree	2	Total	15	0	0	0	0	0	17	1	5	38	No
			Men	0	0	0	0	0	0	0	0	0	0	0
English Language and Literature, General 23.0101	7 - Master's degree	2	Women	0	0	0	0	0	0	1	0	0	1	No
			Total	0	0	0	0	0	0	0	0	0	0	0
English Language and Literature, General 23.0101	17 - Doctor's degree - research / scholarship	2	Men	0	0	0	0	0	0	0	0	0	0	
			Women	0	0	0	0	0	0	0	0	0	0	0
Liberal Arts and Sciences/Liberal Studies 24.0101	3 - Associate's degree	1	Total	0	0	0	0	3	0	11	0	0	14	Yes
			Men	0	0	0	0	2	0	5	0	0	7	
Liberal Arts and Sciences/Liberal Studies 24.0101	5 - Bachelor's degree	1	Women	0	1	0	0	3	0	12	1	0	17	
			Total	0	4	0	0	3	0	20	2	1	30	No
Liberal Arts and Sciences/Liberal Studies 24.0101	3 - Associate's degree	2	Men	0	0	0	0	0	0	0	0	0	0	
			Women	0	0	0	0	0	0	0	0	0	0	0
Liberal Arts and Sciences/Liberal Studies 24.0101	5 - Bachelor's degree	2	Total	0	0	0	0	0	0	0	0	0	0	Yes
			Men	0	0	0	0	0	0	0	0	0	0	0
Liberal Arts and Sciences/Liberal Studies 24.0101	5 - Bachelor's degree	1	Women	0	0	0	0	0	0	0	0	0	0	
			Total	0	0	0	0	0	0	0	0	0	0	0
26.0101	5 - Bachelor's degree	1	Men	1	0	0	3	3	0	22	2	0	31	
			Women	0	2	0	3	8	0	39	3	1	56	

CIPCODE	Award Level	Major	Gender	Non Resident Alien	Hispanic / Latino	American Indian or Alaska Native	Asian	Black or African American	Native Hawaiian or Other Pacific Islander	White	Two or more Races	Race/ ethnicity unknown	Total	distance education program	
Biology/Biological Sciences, General			Total	1	2	0	6	11	0	61	5	1	87	No	
26.0101	7 - Master's degree	1	Men	2	0	0	0	1	0	4	0	0	7		
Biology/Biological Sciences, General			Women	6	1	0	1	0	0	8	0	0	16		
			Total	8	1	0	1	1	0	12	0	0	23	No	
26.0101	5 - Bachelor's degree	2	Men	0	0	0	0	0	0	0	2	0	2		
Biology/Biological Sciences, General			Women	0	0	0	0	0	0	0	0	0	0		
			Total	0	0	0	0	0	0	0	0	2	0	2	No
26.0101	7 - Master's degree	2	Men	0	0	0	0	0	0	0	0	0	0		
Biology/Biological Sciences, General			Women	0	0	0	0	0	0	0	0	0	0	0	
			Total	0	0	0	0	0	0	0	0	0	0	0	No
26.0202	5 - Bachelor's degree	1	Men	0	0	0	0	0	0	2	0	0	2		
Biochemistry			Women	0	0	0	0	1	0	2	0	0	3		
			Total	0	0	0	0	1	0	4	0	0	5	No	
26.0202	5 - Bachelor's degree	2	Men	0	0	0	0	0	0	0	0	0	0		
Biochemistry			Women	0	0	0	0	0	0	0	0	0	0		
			Total	0	0	0	0	0	0	0	0	0	0	0	No
27.0101	5 - Bachelor's degree	1	Men	0	0	0	0	0	0	5	0	0	5		
Mathematics, General			Women	0	0	0	0	0	0	7	0	0	7		
			Total	0	0	0	0	0	0	12	0	0	12	No	
27.0101	7 - Master's degree	1	Men	0	0	0	0	0	0	2	0	0	2		
Mathematics, General			Women	0	0	0	0	0	0	0	0	0	0		
			Total	0	0	0	0	0	0	2	0	0	2	Yes	
27.0101	5 - Bachelor's degree	2	Men	0	0	0	0	0	0	0	0	0	0		
Mathematics, General			Women	0	0	0	0	0	0	0	0	0	0	0	
			Total	0	0	0	0	0	0	0	0	0	0	0	No
27.0101	7 - Master's degree	2	Men	0	0	0	0	0	0	0	0	0	0		
Mathematics, General			Women	0	0	0	0	0	0	0	0	0	0	0	
			Total	0	0	0	0	0	0	0	0	0	0	0	Yes
27.0301	7 - Master's degree	1	Men	0	0	0	0	0	0	1	0	0	1		
Applied Mathematics, General			Women	0	0	0	0	0	0	1	0	0	1		
			Total	0	0	0	0	0	0	2	0	0	2	No	
27.0301	7 - Master's degree	2	Men	0	0	0	0	0	0	0	0	0	0		
Applied Mathematics, General			Women	0	0	0	0	0	0	0	0	0	0	0	
			Total	0	0	0	0	0	0	0	0	0	0	0	No
30.0101	5 - Bachelor's degree	1	Men	1	0	0	0	0	0	13	0	0	14		
Biological and Physical Sciences			Women	0	3	0	1	1	0	31	1	0	37		
			Total	1	3	0	1	1	0	44	1	0	51	No	
30.0101	5 - Bachelor's degree	2	Men	0	0	0	0	0	0	0	0	0	0		
Biological and Physical Sciences			Women	0	0	0	0	0	0	0	0	0	0	0	
			Total	0	0	0	0	0	0	0	0	0	0	0	No
30.1101	2 - Awards of at least 1 but less than 2 academic years	1	Men	0	0	0	0	0	0	0	0	0	0		
Gerontology			Women	0	0	0	0	0	0	0	0	0	0	0	
			Total	0	0	0	0	0	0	0	0	0	0	0	No
31.0501	5 - Bachelor's degree	1	Men	0	4	0	0	4	0	48	1	1	58		
			Women	0	3	0	1	1	0	36	2	1	44		

CIPCODE	Award Level	Major	Gender	Non Resident Alien	Hispanic / Latino	American Indian or Alaska Native	Asian	Black or African American	Native Hawaiian or Other Pacific Islander	White	Two or more Races	Race/ ethnicity unknown	Total	distance education program	
Health and Physical Education/Fitness, General			Total	0	7	0	1	5	0	84	3	2	102	No	
31.0501	7 - Master's degree	1	Men	1	2	0	0	0	0	19	1	0	23		
Health and Physical Education/Fitness, General			Women	0	0	0	0	1	0	25	1	0	27		
			Total	1	2	0	0	1	0	44	2	0	50	No	
31.0501	5 - Bachelor's degree	2	Men	0	0	0	0	0	0	0	0	0	0		
Health and Physical Education/Fitness, General			Women	0	0	0	0	0	0	0	0	0	0	0	
			Total	0	0	0	0	0	0	0	0	0	0	0	No
31.0501	7 - Master's degree	2	Men	0	0	0	0	0	0	0	0	0	0		
Health and Physical Education/Fitness, General			Women	0	0	0	0	0	0	0	0	0	0	0	
			Total	0	0	0	0	0	0	0	0	0	0	0	No
31.0504	2 - Awards of at least 1 but less than 2 academic years	1	Men	0	0	0	0	0	0	4	0	0	4		
Sport and Fitness Administration/Management			Women	0	0	0	0	0	0	2	0	0	2		
			Total	0	0	0	0	0	0	6	0	0	6	No	
38.0101	5 - Bachelor's degree	1	Men	0	1	0	0	1	0	4	1	0	7		
Philosophy			Women	0	0	0	0	0	0	1	0	0	1		
			Total	0	1	0	0	1	0	5	1	0	8	No	
38.0101	5 - Bachelor's degree	2	Men	0	0	0	0	0	0	0	0	0	0		
Philosophy			Women	0	0	0	0	0	0	1	0	0	1		
			Total	0	0	0	0	0	0	1	0	0	1	No	
38.0201	5 - Bachelor's degree	1	Men	0	0	0	0	0	0	1	0	0	1		
Religion/Religious Studies			Women	0	0	0	0	0	0	2	0	0	2		
			Total	0	0	0	0	0	0	3	0	0	3	No	
38.0201	5 - Bachelor's degree	2	Men	0	0	0	0	1	0	0	0	0	1		
Religion/Religious Studies			Women	0	0	0	0	0	0	1	0	0	1		
			Total	0	0	0	0	1	0	1	0	0	2	No	
40.0501	5 - Bachelor's degree	1	Men	0	0	0	0	3	0	6	1	0	10		
Chemistry, General			Women	0	1	0	0	0	0	4	0	0	5		
			Total	0	1	0	0	3	0	10	1	0	15	No	
40.0501	7 - Master's degree	1	Men	0	0	0	0	0	0	2	1	0	3		
Chemistry, General			Women	0	0	0	0	0	0	1	0	0	1		
			Total	0	0	0	0	0	0	3	1	0	4	No	
40.0501	5 - Bachelor's degree	2	Men	0	0	0	0	0	0	0	0	0	0		
Chemistry, General			Women	0	0	0	0	0	0	0	0	0	0	0	
			Total	0	0	0	0	0	0	0	0	0	0	0	No
40.0501	7 - Master's degree	2	Men	0	0	0	0	0	0	0	0	0	0		
Chemistry, General			Women	0	0	0	0	0	0	0	0	0	0	0	
			Total	0	0	0	0	0	0	0	0	0	0	0	No
40.0601	5 - Bachelor's degree	1	Men	0	0	0	0	0	0	8	0	0	8		
Geology/Earth Science, General			Women	0	0	0	0	0	0	6	0	0	6		
			Total	0	0	0	0	0	0	14	0	0	14	No	
40.0601	5 - Bachelor's degree	2	Men	0	0	0	0	0	0	0	0	0	0		
Geology/Earth Science, General			Women	0	0	0	0	0	0	0	0	0	0	0	
			Total	0	0	0	0	0	0	0	0	0	0	0	No
40.0801	5 - Bachelor's degree	1	Men	0	0	0	2	1	0	10	0	0	13		
Physics, General			Women	0	0	0	0	0	0	4	2	0	6		

CIPCODE	Award Level	Major	Gender	Non Resident Alien	Hispanic / Latino	American Indian or Alaska Native	Asian	Black or African American	Native Hawaiian or Other Pacific Islander	White	Two or more Races	Race/ ethnicity unknown	Total	distance education program	
40.0801 Physics, General	5 - Bachelor's degree	2	Total	0	0	0	2	1	0	14	2	0	19	No	
			Men	0	0	0	0	0	0	0	0	0	0		
			Women	0	0	0	0	0	0	0	0	0	0	0	
40.0807 Optics/Optical Sciences	3 - Associate's degree	1	Total	0	0	0	0	0	0	0	0	0	0	No	
			Men	0	0	0	0	0	0	0	0	0	0	0	
			Women	0	0	0	0	0	0	0	0	0	0	0	
42.0101 Psychology, General	5 - Bachelor's degree	1	Total	0	0	0	0	0	0	0	0	0	0	No	
			Men	0	0	0	1	2	0	8	0	0	11		
			Women	0	2	0	0	5	0	45	3	0	55		
42.0101 Psychology, General	7 - Master's degree	1	Total	0	2	0	1	7	0	53	3	0	66	No	
			Men	0	1	0	0	0	0	3	0	1	5		
			Women	0	0	0	1	0	0	6	0	2	9		
42.0101 Psychology, General	5 - Bachelor's degree	2	Total	0	1	0	1	0	0	9	0	3	14	No	
			Men	0	0	0	0	1	0	0	0	0	1		
			Women	0	0	0	0	0	0	0	0	0	0	0	
42.0101 Psychology, General	7 - Master's degree	2	Total	0	0	0	0	1	0	0	0	0	1	No	
			Men	0	0	0	0	0	0	0	0	0	0	0	
			Women	0	0	0	0	0	0	0	0	0	0	0	
42.2801 Clinical Psychology	7 - Master's degree	1	Total	0	0	0	0	0	0	0	0	0	0	No	
			Men	0	0	0	0	0	0	0	0	0	0	0	
			Women	0	0	0	0	0	0	0	0	0	0	0	
42.2801 Clinical Psychology	18 - Doctor's degree - professional practice	1	Total	0	0	0	0	0	0	0	0	0	0	No	
			Men	0	1	0	0	0	0	5	0	0	6		
			Women	0	0	0	0	0	0	6	0	1	7		
42.2801 Clinical Psychology	18 - Doctor's degree - professional practice	2	Total	0	1	0	0	0	0	11	0	1	13	No	
			Men	0	0	0	0	0	0	0	0	0	0	0	
			Women	0	0	0	0	0	0	0	0	0	0	0	
42.2805 School Psychology	7 - Master's degree	1	Total	0	0	0	0	0	0	0	0	0	0	No	
			Men	0	0	0	0	1	0	2	0	0	3		
			Women	0	0	0	0	2	0	3	0	0	5		
42.2805 School Psychology	8 - Post-Master's certificates	1	Total	0	0	0	0	3	0	5	0	0	8	No	
			Men	0	0	0	0	0	0	0	0	0	0	0	
			Women	0	0	0	0	0	0	0	0	0	0	0	
42.2805 School Psychology	17 - Doctor's degree - research / scholarship	1	Total	0	0	0	0	0	0	0	0	0	0	No	
			Men	0	0	0	0	0	0	1	0	0	1		
			Women	0	0	0	0	0	0	2	0	0	2		
42.2805 School Psychology	7 - Master's degree	2	Total	0	0	0	0	0	0	3	0	0	3	No	
			Men	0	0	0	0	0	0	0	0	0	0	0	
			Women	0	0	0	0	0	0	0	0	0	0	0	
42.2805 School Psychology	17 - Doctor's degree - research / scholarship	2	Total	0	0	0	0	0	0	0	0	0	0	No	
			Men	0	0	0	0	0	0	0	0	0	0	0	
			Women	0	0	0	0	0	0	0	0	0	0	0	
42.2806 Educational Psychology	7 - Master's degree	1	Total	0	0	0	0	0	0	0	0	0	0	No	
			Men	0	0	0	0	0	0	1	0	0	1		
			Women	0	0	0	0	1	0	9	1	0	11		
			Total	0	0	0	0	1	0	10	1	0	12	No	

CIPCODE	Award Level	Major	Gender	Non Resident Alien	Hispanic / Latino	American Indian or Alaska Native	Asian	Black or African American	Native Hawaiian or Other Pacific Islander	White	Two or more Races	Race/ ethnicity unknown	Total	distance education program
42.2806 Educational Psychology	8 - Post-Master's certificates	1	Men	0	0	0	0	0	0	0	0	0	0	
			Women	0	0	0	0	0	0	0	0	0	0	
			Total	0	0	0	0	0	0	0	0	0	0	No
42.2806 Educational Psychology	7 - Master's degree	2	Men	0	0	0	0	0	0	0	0	0	0	
			Women	0	0	0	0	0	0	0	0	0	0	
			Total	0	0	0	0	0	0	0	0	0	0	No
43.0103 Criminal Justice/Law Enforcement Administration	2 - Awards of at least 1 but less than 2 academic years	1	Men	0	0	0	1	0	0	77	0	6	84	
			Women	0	1	0	0	2	0	10	0	2	15	
			Total	0	1	0	1	2	0	87	0	8	99	No
43.0120 Protective Services Operations	7 - Master's degree	1	Men	0	0	0	0	0	0	0	0	0	0	
			Women	0	0	0	0	0	0	0	0	0	0	
			Total	0	0	0	0	0	0	0	0	0	0	No
44.0401 Public Administration	7 - Master's degree	1	Men	1	0	0	0	2	0	5	0	0	8	
			Women	0	0	0	0	0	0	3	0	0	3	
			Total	1	0	0	0	2	0	8	0	0	11	No
44.0401 Public Administration	7 - Master's degree	2	Men	0	0	0	0	0	0	0	0	0	0	
			Women	0	0	0	0	0	0	0	0	0	0	
			Total	0	0	0	0	0	0	0	0	0	0	No
44.9999 Public Administration and Social Service Professions, Other	17 - Doctor's degree - research / scholarship	1	Men	0	0	0	0	0	0	3	0	0	3	
			Women	1	0	0	0	0	0	5	0	0	6	
			Total	1	0	0	0	0	0	8	0	0	9	No
44.9999 Public Administration and Social Service Professions, Other	17 - Doctor's degree - research / scholarship	2	Men	0	0	0	0	0	0	0	0	0	0	
			Women	0	0	0	0	0	0	0	0	0	0	
			Total	0	0	0	0	0	0	0	0	0	0	No
45.0201 Anthropology	5 - Bachelor's degree	1	Men	0	0	0	0	0	0	2	0	0	2	
			Women	0	0	0	0	0	0	8	0	0	8	
			Total	0	0	0	0	0	0	10	0	0	10	No
45.0201 Anthropology	5 - Bachelor's degree	2	Men	0	0	0	0	0	0	0	0	0	0	
			Women	0	0	0	0	0	0	2	0	0	2	
			Total	0	0	0	0	0	0	2	0	0	2	No
45.0301 Archeology	7 - Master's degree	1	Men	1	0	0	0	0	0	4	0	0	5	
			Women	0	0	0	0	0	0	0	0	0	0	
			Total	1	0	0	0	0	0	4	0	0	5	No
45.0301 Archeology	7 - Master's degree	2	Men	0	0	0	0	0	0	0	0	0	0	
			Women	0	0	0	0	0	0	0	0	0	0	
			Total	0	0	0	0	0	0	0	0	0	0	No
45.0401 Criminology	5 - Bachelor's degree	1	Men	0	4	0	0	11	0	65	4	1	85	
			Women	0	5	0	0	16	0	49	6	0	76	
			Total	0	9	0	0	27	0	114	10	1	161	No
45.0401 Criminology	7 - Master's degree	1	Men	0	0	0	0	0	0	9	0	0	9	
			Women	1	3	0	0	1	0	13	1	0	19	
			Total	1	3	0	0	1	0	22	1	0	28	Yes
45.0401 Criminology	17 - Doctor's degree - research / scholarship	1	Men	1	0	0	0	0	0	0	0	0	1	
			Women	0	0	0	0	0	0	3	0	0	3	

CIPCODE	Award Level	Major	Gender	Non Resident Alien	Hispanic / Latino	American Indian or Alaska Native	Asian	Black or African American	Native Hawaiian or Other Pacific Islander	White	Two or more Races	Race/ ethnicity unknown	Total	distance education program
			Total	1	0	0	0	0	0	3	0	0	4	No
45.0401	5 - Bachelor's degree	2	Men	0	0	0	0	0	0	0	0	0	0	
Criminology	Women		0	0	0	0	0	0	0	7	0	0	7	
	Total		0	0	0	0	0	0	0	7	0	0	7	No
45.0401	7 - Master's degree	2	Men	0	0	0	0	0	0	0	0	0	0	
Criminology	Women		0	0	0	0	0	0	0	0	0	0	0	
	Total		0	0	0	0	0	0	0	0	0	0	0	Yes
45.0401	17 - Doctor's degree - research / scholarship	2	Men	0	0	0	0	0	0	0	0	0	0	
Criminology	Women		0	0	0	0	0	0	0	0	0	0	0	
	Total		0	0	0	0	0	0	0	0	0	0	0	No
45.0601	5 - Bachelor's degree	1	Men	1	0	0	0	1	0	6	0	0	8	
Economics, General	Women		0	0	0	0	0	0	4	0	0	0	4	
	Total		1	0	0	0	0	1	0	10	0	0	12	No
45.0601	5 - Bachelor's degree	2	Men	1	1	0	0	1	0	8	0	0	11	
Economics, General	Women		0	0	0	0	0	0	5	0	0	0	5	
	Total		1	1	0	0	0	1	0	13	0	0	16	No
45.0701	5 - Bachelor's degree	1	Men	0	0	0	0	0	0	7	0	0	7	
Geography	Women		0	0	0	0	0	0	2	0	0	0	2	
	Total		0	0	0	0	0	0	0	9	0	0	9	No
45.0701	6 - Postbaccalaureate certificates	1	Men	0	0	0	0	0	0	0	0	0	0	
Geography	Women		0	0	0	0	0	0	0	0	0	0	0	
	Total		0	0	0	0	0	0	0	0	0	0	0	No
45.0701	7 - Master's degree	1	Men	0	0	0	0	0	0	0	0	0	0	
Geography	Women		0	0	0	0	0	0	3	0	0	0	3	
	Total		0	0	0	0	0	0	0	3	0	0	3	No
45.0701	5 - Bachelor's degree	2	Men	0	0	0	0	0	0	0	0	0	0	
Geography	Women		0	0	0	0	0	0	0	0	0	0	0	
	Total		0	0	0	0	0	0	0	0	0	0	0	No
45.0701	7 - Master's degree	2	Men	0	0	0	0	0	0	0	0	0	0	
Geography	Women		0	0	0	0	0	0	0	0	0	0	0	
	Total		0	0	0	0	0	0	0	0	0	0	0	No
45.0799	1 - Awards of less than 1 academic year	1	Men	0	0	0	0	0	0	1	0	0	1	
Geography, Other	Women		0	0	0	0	0	0	1	0	0	0	1	
	Total		0	0	0	0	0	0	0	2	0	0	2	No
45.0901	5 - Bachelor's degree	1	Men	0	0	0	0	0	0	3	0	0	3	
International Relations and Affairs	Women		0	1	0	0	1	0	4	0	0	0	6	
	Total		0	1	0	0	1	0	7	0	0	0	9	No
45.0901	5 - Bachelor's degree	2	Men	0	0	0	0	0	0	1	0	0	1	
International Relations and Affairs	Women		0	0	0	0	0	0	1	0	0	0	1	
	Total		0	0	0	0	0	0	0	2	0	0	2	No
45.1001	5 - Bachelor's degree	1	Men	1	1	0	0	1	0	10	0	0	13	
Political Science and Government, General	Women		0	1	0	0	1	0	3	0	0	0	5	
	Total		1	2	0	0	2	0	13	0	0	0	18	No
45.1001	5 - Bachelor's degree	2	Men	0	0	0	0	0	0	3	1	0	4	
Political Science and Government, General	Women		0	0	0	0	1	0	0	0	0	0	1	
	Total		0	0	0	0	1	0	3	1	0	0	5	No

CIPCODE	Award Level	Major	Gender	Non Resident Alien	Hispanic / Latino	American Indian or Alaska Native	Asian	Black or African American	Native Hawaiian or Other Pacific Islander	White	Two or more Races	Race/ ethnicity unknown	Total	distance education program	
Audiology/Audiologist and Speech-Language Pathology/Pathologist			Women	0	0	0	0	0	0	0	0	0	0		
			Total	0	0	0	0	0	0	0	0	0	0	No	
51.0204	7 - Master's degree	2	Men	0	0	0	0	0	0	0	0	0	0		
Audiology/Audiologist and Speech-Language Pathology/Pathologist			Women	0	0	0	0	0	0	0	0	0	0	0	
			Total	0	0	0	0	0	0	0	0	0	0	No	
51.0905	5 - Bachelor's degree	1	Men	6	0	0	0	0	0	2	0	0	8		
Nuclear Medical Technology/Technologist			Women	3	0	0	0	1	0	5	0	0	9		
			Total	9	0	0	0	1	0	7	0	0	17	No	
51.0905	5 - Bachelor's degree	2	Men	0	0	0	0	0	0	0	0	0	0		
Nuclear Medical Technology/Technologist			Women	0	0	0	0	0	0	0	0	0	0	0	
			Total	0	0	0	0	0	0	0	0	0	0	No	
51.0908	5 - Bachelor's degree	1	Men	1	0	0	1	0	0	0	0	0	2		
Respiratory Care Therapy/Therapist			Women	1	1	0	1	2	0	7	0	0	12		
			Total	2	1	0	2	2	0	7	0	0	14	No	
51.0908	5 - Bachelor's degree	2	Men	0	0	0	0	0	0	0	0	0	0		
Respiratory Care Therapy/Therapist			Women	0	0	0	0	0	0	0	0	0	0	0	
			Total	0	0	0	0	0	0	0	0	0	0	No	
51.0913	5 - Bachelor's degree	1	Men	0	0	0	0	0	0	5	0	0	5		
Athletic Training/Trainer			Women	0	0	0	0	2	0	6	0	0	8		
			Total	0	0	0	0	2	0	11	0	0	13	No	
51.0913	5 - Bachelor's degree	2	Men	0	0	0	0	0	0	0	0	0	0		
Athletic Training/Trainer			Women	0	0	0	0	0	0	0	0	0	0	0	
			Total	0	0	0	0	0	0	0	0	0	0	No	
51.1005	5 - Bachelor's degree	1	Men	0	0	0	0	0	0	0	0	0	0		
Clinical Laboratory Science/Medical Technology/Technologist			Women	0	0	0	0	0	0	5	0	0	5		
			Total	0	0	0	0	0	0	5	0	0	5	No	
51.1005	5 - Bachelor's degree	2	Men	0	0	0	0	0	0	0	0	0	0		
Clinical Laboratory Science/Medical Technology/Technologist			Women	0	0	0	0	0	0	0	0	0	0	0	
			Total	0	0	0	0	0	0	0	0	0	0	No	
51.1508	7 - Master's degree	1	Men	0	0	0	0	0	0	7	0	0	7		
Mental Health Counseling/Counselor			Women	0	0	0	0	2	0	21	0	0	23		
			Total	0	0	0	0	2	0	28	0	0	30	No	
51.1508	7 - Master's degree	2	Men	0	0	0	0	0	0	0	0	0	0		
Mental Health Counseling/Counselor			Women	0	0	0	0	0	0	0	0	0	0	0	
			Total	0	0	0	0	0	0	0	0	0	0	No	
51.2211	7 - Master's degree	1	Men	0	0	0	1	1	0	4	0	0	6		
Health Services Administration			Women	0	0	0	2	2	0	9	0	0	13		
			Total	0	0	0	3	3	0	13	0	0	19	No	
51.2211	7 - Master's degree	2	Men	0	0	0	0	0	0	0	0	0	0		
Health Services Administration			Women	0	0	0	0	0	0	0	0	0	0	0	
			Total	0	0	0	0	0	0	0	0	0	0	No	
51.2399	5 - Bachelor's degree	1	Men	0	0	0	0	0	0	2	0	0	2		
			Women	0	0	0	0	0	0	8	1	0	9		

CIPCODE	Award Level	Major	Gender	Non Resident Alien	Hispanic / Latino	American Indian or Alaska Native	Asian	Black or African American	Native Hawaiian or Other Pacific Islander	White	Two or more Races	Race/ ethnicity unknown	Total	distance education program
Rehabilitation and Therapeutic Professions, Other			Total	0	0	0	0	0	0	10	1	0	11	No
51.2399 Rehabilitation and Therapeutic Professions, Other	5 - Bachelor's degree	2	Men	0	0	0	0	0	0	0	0	0	0	
	Women		0	0	0	0	0	0	0	0	0	0	0	
	Total		0	0	0	0	0	0	0	0	0	0	0	No
51.3199 Dietetics and Clinical Nutrition Services, Other	6 - Postbaccalaureate certificates	1	Men	0	0	0	0	0	0	1	0	0	1	
	Women		0	0	0	0	0	0	11	0	0	11		
	Total		0	0	0	0	0	0	12	0	0	12	No	
51.3801 Registered Nursing/Registered Nurse	5 - Bachelor's degree	1	Men	0	1	0	0	3	0	10	0	0	14	
	Women		0	3	0	1	4	0	127	3	1	139		
	Total		0	4	0	1	7	0	137	3	1	153	No	
51.3801 Registered Nursing/Registered Nurse	7 - Master's degree	1	Men	0	0	0	0	0	0	1	0	0	1	
	Women		7	1	0	0	0	0	9	0	0	17		
	Total		7	1	0	0	0	0	10	0	0	18	No	
51.3801 Registered Nursing/Registered Nurse	5 - Bachelor's degree	2	Men	0	0	0	0	0	0	0	0	0	0	
	Women		0	0	0	0	0	0	0	0	0	0	0	
	Total		0	0	0	0	0	0	0	0	0	0	0	No
51.3801 Registered Nursing/Registered Nurse	7 - Master's degree	2	Men	0	0	0	0	0	0	0	0	0	0	
	Women		0	0	0	0	0	0	0	0	0	0	0	
	Total		0	0	0	0	0	0	0	0	0	0	0	No
51.3808 Nursing Science	17 - Doctor's degree - research / scholarship	1	Men	0	0	0	0	0	0	0	0	0	0	
	Women		0	0	0	0	0	0	6	0	0	6		
	Total		0	0	0	0	0	0	6	0	0	6	No	
51.3808 Nursing Science	17 - Doctor's degree - research / scholarship	2	Men	0	0	0	0	0	0	0	0	0	0	
	Women		0	0	0	0	0	0	0	0	0	0	0	
	Total		0	0	0	0	0	0	0	0	0	0	0	No
52.0101 Business/Commerce, General	5 - Bachelor's degree	1	Men	0	0	0	0	0	0	0	0	0	0	
	Women		0	0	0	0	0	0	1	0	0	1		
	Total		0	0	0	0	0	0	1	0	0	1	No	
52.0101 Business/Commerce, General	7 - Master's degree	1	Men	0	0	0	0	0	0	1	0	0	1	
	Women		0	0	0	0	0	0	1	0	0	1		
	Total		0	0	0	0	0	0	2	0	0	2	No	
52.0101 Business/Commerce, General	5 - Bachelor's degree	2	Men	0	0	0	0	0	0	0	0	0	0	
	Women		0	0	0	0	0	0	0	0	0	0	0	
	Total		0	0	0	0	0	0	0	0	0	0	0	No
52.0101 Business/Commerce, General	7 - Master's degree	2	Men	0	0	0	0	0	0	0	0	0	0	
	Women		0	0	0	0	0	0	0	0	0	0	0	
	Total		0	0	0	0	0	0	0	0	0	0	0	No
52.0201 Business Administration and Management, General	5 - Bachelor's degree	1	Men	10	1	0	0	11	0	47	0	0	69	
	Women		1	2	0	0	2	0	18	0	0	23		
	Total		11	3	0	0	13	0	65	0	0	92	No	
52.0201 Business Administration and Management, General	7 - Master's degree	1	Men	73	2	0	4	3	0	21	3	2	108	
	Women		54	1	0	0	3	0	22	0	0	80		
	Total		127	3	0	4	6	0	43	3	2	188	No	

99.0000 Summary Grand Totals	Award Level	Nonresident alien	Hispanic Latino	American Indian or Alaska Native	Asian	Black or African American	Native Hawaiian or Other Pacific Islander	White	Two or more Races	Race/ethnicity unknown	Total	PY Total
Women		0	0	0	0	0	0	0	0	0	0	0
Total		0	0	0	0	0	0	0	0	0	0	0
Bachelor's degree	5											
Men		3	2	0	0	4	0	33	3	0	45	37
Women		1	3	0	0	5	0	43	0	0	52	79
Total		4	5	0	0	9	0	76	3	0	97	116
Master's degree	7											
Men		0	0	0	0	0	0	0	0	0	0	1
Women		0	0	0	0	0	0	0	0	0	0	0
Total		0	0	0	0	0	0	0	0	0	0	1
Doctor's degree - research / scholarship	17											
Men		0	0	0	0	0	0	0	0	0	0	0
Women		0	0	0	0	0	0	0	0	0	0	0
Total		0	0	0	0	0	0	0	0	0	0	0
Doctor's degree - professional practice	18											
Men		0	0	0	0	0	0	0	0	0	0	0
Women		0	0	0	0	0	0	0	0	0	0	0
Total		0	0	0	0	0	0	0	0	0	0	0

Grand Total Men		3	2	0	0	4	0	33	3	0	45	38
Grand Total Women		1	3	0	0	5	0	43	0	0	52	79
Grand Total		4	5	0	0	9	0	76	3	0	97	117

PY Grand Total Men		5	2	0	0	1	0	28	1	1		38
PY Grand Total Women		3	2	0	0	4	0	67	3	0		79
		8	4	0	0	5	0	95	4	1		117

All Completers

Institutions must report the following information. (Some data will be pre-populated from the completions by CIP code data.)

All Completers

Number of students by gender and race and ethnicity earning an award between July 1, 2018 and June 30, 2019. Count each student only once, regardless of how many awards he/she earned. The intent of this screen is to collect an unduplicated count of total numbers of *completers*.

- Report Hispanic/Latino individuals of any race as Hispanic/Latino
- Report race for non-Hispanic/Latino individuals only

	Men		Women		Total Students
	Number of Students	Total Awards	Number of Students	Total Awards	
<u>Nonresident alien</u>	154	156	104	104	258
<u>Hispanic/Latino</u>	39	41	58	65	97
<u>American Indian or Alaska Native</u>	1	1	1	1	2
<u>Asian</u>	19	20	16	19	35
<u>Black or African American</u>	99	107	117	120	216
<u>Native Hawaiian or Other Pacific Islander</u>		0		0	0
<u>White</u>	905	940	1,301	1,362	2,206
<u>Two or more races</u>	31	33	55	58	86
<u>Race and ethnicity unknown</u>	18	18	14	14	32
TOTAL	1,266	1,316	1,666	1,743	2,932
PY TOTAL	1,247		1,775		3,022

Completers by Level

Institutions must report the number of students who earned an award by level. This screen will be shown for each of the following consolidated award levels for which there is a reported completion:

- Postsecondary awards, certificates, or diplomas of less than 1 academic year
 - Less than 900 clock hours, or
 - Less than 30 SEMESTER or TRIMESTER credit hours, or
 - Less than 45 QUARTER credit hours
- Postsecondary awards, certificates, or diplomas of at least 1 but less than 4 academic years
 - 900 or more clock hours, or
 - 30 or more SEMESTER or TRIMESTER credit hours, or
 - 45 or more QUARTER credit hours
- Associate's degrees
- Bachelor's degrees
- Master's degrees
- Doctor's degrees
- Postbaccalaureate and post-master's certificates

Postsecondary award, certificate, or diploma of less than 1 academic year:

Less than 900 clock hours, or less than 30 semester or trimester credit hours, or less than 45 quarter credit hours

Number of students by gender, by race and ethnicity, and by age earning this award between July 1, 2018 and June 30, 2019. Each student should be counted once per award level. For example, if a student earned a master's degree and a doctor's degree, he/she should be counted once in master's and once in doctor's. A student earning two master's degrees should be counted only once.

- Report Hispanic/Latino individuals of any race as Hispanic/Latino
- Report race for non-Hispanic/Latino individuals only

	Number of Students	Total Awards
By Gender		
Men	<input type="text" value="14"/>	15
Women	<input type="text" value="19"/>	20
TOTAL	33	35
PY TOTAL	25	

By Race/Ethnicity

<u>Nonresident alien</u>	<input type="text" value="0"/>	0
<u>Hispanic/Latino</u>	<input type="text" value="4"/>	4

<u>American Indian or Alaska Native</u>	<input type="text" value="0"/>	0
<u>Asian</u>	<input type="text" value="1"/>	2
<u>Black or African American</u>	<input type="text" value="3"/>	3
<u>Native Hawaiian or Other Pacific Islander</u>	<input type="text" value="0"/>	0
<u>White</u>	<input type="text" value="22"/>	23
Two or more races	<input type="text" value="3"/>	3
<u>Race and ethnicity unknown</u>	<input type="text" value="0"/>	0
TOTAL	33	35

 **By Age**

Under 18	<input type="text" value="0"/>	
18-24	<input type="text" value="30"/>	
25-39	<input type="text" value="3"/>	
40 and Above	<input type="text" value="0"/>	
Age Unknown	<input type="text" value="0"/>	
TOTAL	33	35

Completers by Level


Institutions must report the number of students who earned an award by level. This screen will be shown for each of the following consolidated award levels for which there is a reported completion:

- Postsecondary awards, certificates, or diplomas of less than 1 academic year
 - Less than 900 clock hours, or
 - Less than 30 SEMESTER or TRIMESTER credit hours, or
 - Less than 45 QUARTER credit hours
- Postsecondary awards, certificates, or diplomas of at least 1 but less than 4 academic years
 - 900 or more clock hours, or
 - 30 or more SEMESTER or TRIMESTER credit hours, or
 - 45 or more QUARTER credit hours
- Associate's degrees
- Bachelor's degrees
- Master's degrees
- Doctor's degrees
- Postbaccalaureate and post-master's certificates

**Postsecondary award, certificate, or diploma of at least 1 but less than 4 academic years:
900 or more clock hours, or 30 or more semester or trimester credit hours, or 45 or more quarter credit hours**


Number of students by gender, by race and ethnicity, and by age earning this award between July 1, 2018 and June 30, 2019. Each student should be counted once per award level. For example, if a student earned a master's degree and a doctor's degree, he/she should be counted once in master's and once in doctor's. A student earning two master's degrees should be counted only once.

- Report Hispanic/Latino individuals of any race as Hispanic/Latino
- Report race for non-Hispanic/Latino individuals only

	Number of Students	Total Awards
By Gender		
Men	<input type="text" value="109"/>	109
Women	<input type="text" value="72"/>	72
TOTAL	 181	181
PY TOTAL	100	
By Race/Ethnicity		
<u>Nonresident alien</u>	<input type="text" value="0"/>	0
<u>Hispanic/Latino</u>	<input type="text" value="7"/>	7

<u>American Indian or Alaska Native</u>	<input type="text" value="0"/>	0
<u>Asian</u>	<input type="text" value="3"/>	3
<u>Black or African American</u>	<input type="text" value="8"/>	8
<u>Native Hawaiian or Other Pacific Islander</u>	<input type="text" value="0"/>	0
<u>White</u>	<input type="text" value="147"/>	147
Two or more races	<input type="text" value="8"/>	8
<u>Race and ethnicity unknown</u>	<input type="text" value="8"/>	8
TOTAL	181	181

--	--	--

 **By Age**

Under 18	<input type="text" value="0"/>	
18-24	<input type="text" value="142"/>	
25-39	<input type="text" value="33"/>	
40 and Above	<input type="text" value="6"/>	
Age Unknown	<input type="text" value="0"/>	
TOTAL	181	181

Completers by Level

Institutions must report the number of students who earned an award by level. This screen will be shown for each of the following consolidated award levels for which there is a reported completion:

- Postsecondary awards, certificates, or diplomas of less than 1 academic year
 - Less than 900 clock hours, or
 - Less than 30 SEMESTER or TRIMESTER credit hours, or
 - Less than 45 QUARTER credit hours
- Postsecondary awards, certificates, or diplomas of at least 1 but less than 4 academic years
 - 900 or more clock hours, or
 - 30 or more SEMESTER or TRIMESTER credit hours, or
 - 45 or more QUARTER credit hours
- Associate's degrees
- Bachelor's degrees
- Master's degrees
- Doctor's degrees
- Postbaccalaureate and post-master's certificates

Associate's degrees

Number of students by gender, by race and ethnicity, and by age earning this award between July 1, 2018 and June 30, 2019. Each student should be counted once per award level. For example, if a student earned a master's degree and a doctor's degree, he/she should be counted once in master's and once in doctor's. A student earning two master's degrees should be counted only once.

- Report Hispanic/Latino individuals of any race as Hispanic/Latino
- Report race for non-Hispanic/Latino individuals only

	Number of Students	Total Awards
By Gender		
Men	<input type="text" value="7"/>	7
Women	<input type="text" value="8"/>	8
TOTAL	15	15
PY TOTAL	7	

By Race/Ethnicity

<u>Nonresident alien</u>	<input type="text" value="0"/>	0
<u>Hispanic/Latino</u>	<input type="text" value="0"/>	0
<u>American Indian or Alaska Native</u>	<input type="text" value="0"/>	0

<u>Asian</u>	<input type="text" value="0"/>	0
<u>Black or African American</u>	<input type="text" value="3"/>	3
<u>Native Hawaiian or Other Pacific Islander</u>	<input type="text" value="0"/>	0
<u>White</u>	<input type="text" value="12"/>	12
Two or more races	<input type="text" value="0"/>	0
<u>Race and ethnicity unknown</u>	<input type="text" value="0"/>	0
TOTAL	15	15

 **By Age**

Under 18	<input type="text" value="0"/>	
18-24	<input type="text" value="11"/>	
25-39	<input type="text" value="3"/>	
40 and Above	<input type="text" value="1"/>	
Age Unknown	<input type="text" value="0"/>	
TOTAL	15	15

Completers by Level

Institutions must report the number of students who earned an award by level. This screen will be shown for each of the following consolidated award levels for which there is a reported completion:

- Postsecondary awards, certificates, or diplomas of less than 1 academic year
 - Less than 900 clock hours, or
 - Less than 30 SEMESTER or TRIMESTER credit hours, or
 - Less than 45 QUARTER credit hours
- Postsecondary awards, certificates, or diplomas of at least 1 but less than 4 academic years
 - 900 or more clock hours, or
 - 30 or more SEMESTER or TRIMESTER credit hours, or
 - 45 or more QUARTER credit hours
- Associate's degrees
- Bachelor's degrees
- Master's degrees
- Doctor's degrees
- Postbaccalaureate and post-master's certificates

Bachelor's degrees

Number of students by gender, by race and ethnicity, and by age earning this award between July 1, 2018 and June 30, 2019. Each student should be counted once per award level. For example, if a student earned a master's degree and a doctor's degree, he/she should be counted once in master's and once in doctor's. A student earning two master's degrees should be counted only once.

- Report Hispanic/Latino individuals of any race as Hispanic/Latino
- Report race for non-Hispanic/Latino individuals only

	Number of Students	Total Awards
By Gender		
Men	863	881
Women	1,142	1,174
TOTAL	2,005	2,055
PY TOTAL	2,173	

By Race/Ethnicity

<u>Nonresident alien</u>	81	83
<u>Hispanic/Latino</u>	75	76
<u>American Indian or Alaska Native</u>	1	1

<u>Asian</u>	<input type="text" value="21"/>	23
<u>Black or African American</u>	<input type="text" value="179"/>	182
<u>Native Hawaiian or Other Pacific Islander</u>	<input type="text" value="0"/>	0
<u>White</u>	<input type="text" value="1,572"/>	1,612
Two or more races	<input type="text" value="65"/>	67
<u>Race and ethnicity unknown</u>	<input type="text" value="11"/>	11
TOTAL	2,005	2,055

 **By Age**

Under 18	<input type="text" value="0"/>	
18-24	<input type="text" value="1,762"/>	
25-39	<input type="text" value="220"/>	
40 and Above	<input type="text" value="23"/>	
Age Unknown	<input type="text" value="0"/>	
TOTAL	2,005	2,055

Completers by Level

Institutions must report the number of students who earned an award by level. This screen will be shown for each of the following consolidated award levels for which there is a reported completion:

- Postsecondary awards, certificates, or diplomas of less than 1 academic year
 - Less than 900 clock hours, or
 - Less than 30 SEMESTER or TRIMESTER credit hours, or
 - Less than 45 QUARTER credit hours
- Postsecondary awards, certificates, or diplomas of at least 1 but less than 4 academic years
 - 900 or more clock hours, or
 - 30 or more SEMESTER or TRIMESTER credit hours, or
 - 45 or more QUARTER credit hours
- Associate's degrees
- Bachelor's degrees
- Master's degrees
- Doctor's degrees
- Postbaccalaureate and post-master's certificates

Master's degrees

Number of students by gender, by race and ethnicity, and by age earning this award between July 1, 2018 and June 30, 2019. Each student should be counted once per award level. For example, if a student earned a master's degree and a doctor's degree, he/she should be counted once in master's and once in doctor's. A student earning two master's degrees should be counted only once.

- Report Hispanic/Latino individuals of any race as Hispanic/Latino
- Report race for non-Hispanic/Latino individuals only

	Number of Students	Total Awards
By Gender		
Men	250	255
Women	377	382
TOTAL	627	637
PY TOTAL	641	

By Race/Ethnicity

<u>Nonresident alien</u>	158	158
<u>Hispanic/Latino</u>	16	16
<u>American Indian or Alaska Native</u>	0	0

<u>Asian</u>	<input type="text" value="11"/>	11
<u>Black or African American</u>	<input type="text" value="26"/>	28
<u>Native Hawaiian or Other Pacific Islander</u>	<input type="text" value="0"/>	0
<u>White</u>	<input type="text" value="398"/>	406
Two or more races	<input type="text" value="12"/>	12
<u>Race and ethnicity unknown</u>	<input type="text" value="6"/>	6
TOTAL	627	637

 **By Age**

Under 18	<input type="text" value="0"/>	
18-24	<input type="text" value="251"/>	
25-39	<input type="text" value="326"/>	
40 and Above	<input type="text" value="50"/>	
Age Unknown	<input type="text" value="0"/>	
TOTAL	627	637

Completers by Level

Institutions must report the number of students who earned an award by level. This screen will be shown for each of the following consolidated award levels for which there is a reported completion:

- Postsecondary awards, certificates, or diplomas of less than 1 academic year
 - Less than 900 clock hours, or
 - Less than 30 SEMESTER or TRIMESTER credit hours, or
 - Less than 45 QUARTER credit hours
- Postsecondary awards, certificates, or diplomas of at least 1 but less than 4 academic years
 - 900 or more clock hours, or
 - 30 or more SEMESTER or TRIMESTER credit hours, or
 - 45 or more QUARTER credit hours
- Associate's degrees
- Bachelor's degrees
- Master's degrees
- Doctor's degrees
- Postbaccalaureate and post-master's certificates

Doctor's degrees

Number of students by gender, by race and ethnicity, and by age earning this award between July 1, 2018 and June 30, 2019. Each student should be counted once per award level. For example, if a student earned a master's degree and a doctor's degree, he/she should be counted once in master's and once in doctor's. A student earning two master's degrees should be counted only once.

- Report Hispanic/Latino individuals of any race as Hispanic/Latino
- Report race for non-Hispanic/Latino individuals only

	Number of Students	Total Awards
By Gender		
Men	<input type="text" value="48"/>	48
Women	<input type="text" value="61"/>	61
TOTAL	109	109
PY TOTAL	100	

By Race/Ethnicity

<u>Nonresident alien</u>	<input type="text" value="19"/>	19
<u>Hispanic/Latino</u>	<input type="text" value="2"/>	2
<u>American Indian or Alaska Native</u>	<input type="text" value="1"/>	1

<u>Asian</u>	<input type="text" value="0"/>	0
<u>Black or African American</u>	<input type="text" value="3"/>	3
<u>Native Hawaiian or Other Pacific Islander</u>	<input type="text" value="0"/>	0
<u>White</u>	<input type="text" value="77"/>	77
Two or more races	<input type="text" value="1"/>	1
<u>Race and ethnicity unknown</u>	<input type="text" value="6"/>	6
TOTAL	109	109

 **By Age**

Under 18	<input type="text" value="0"/>	
18-24	<input type="text" value="0"/>	
25-39	<input type="text" value="68"/>	
40 and Above	<input type="text" value="41"/>	
Age Unknown	<input type="text" value="0"/>	
TOTAL	109	109

Completers by Level

Institutions must report the number of students who earned an award by level. This screen will be shown for each of the following consolidated award levels for which there is a reported completion:

- Postsecondary awards, certificates, or diplomas of less than 1 academic year
 - Less than 900 clock hours, or
 - Less than 30 SEMESTER or TRIMESTER credit hours, or
 - Less than 45 QUARTER credit hours
- Postsecondary awards, certificates, or diplomas of at least 1 but less than 4 academic years
 - 900 or more clock hours, or
 - 30 or more SEMESTER or TRIMESTER credit hours, or
 - 45 or more QUARTER credit hours
- Associate's degrees
- Bachelor's degrees
- Master's degrees
- Doctor's degrees
- Postbaccalaureate and post-master's certificates

**Postbaccalaureate
and post-master's
certificates**

Number of students by gender, by race and ethnicity, and by age earning this award between July 1, 2018 and June 30, 2019. Each student should be counted once per award level. For example, if a student earned a master's degree and a doctor's degree, he/she should be counted once in master's and once in doctor's. A student earning two master's degrees should be counted only once.

- Report Hispanic/Latino individuals of any race as Hispanic/Latino
- Report race for non-Hispanic/Latino individuals only


	Number of Students	Total Awards
By Gender		
Men	<input type="text" value="1"/>	1
Women	<input type="text" value="26"/>	26
TOTAL	27	27
PY TOTAL	24	

By Race/Ethnicity

<u>Nonresident alien</u>	<input type="text" value="0"/>	0
<u>Hispanic/Latino</u>	<input type="text" value="1"/>	1

<u>American Indian or Alaska Native</u>	<input type="text" value="0"/>	0
<u>Asian</u>	<input type="text" value="0"/>	0
<u>Black or African American</u>	<input type="text" value="0"/>	0
<u>Native Hawaiian or Other Pacific Islander</u>	<input type="text" value="0"/>	0
<u>White</u>	<input type="text" value="25"/>	25
Two or more races	<input type="text" value="0"/>	0
<u>Race and ethnicity unknown</u>	<input type="text" value="1"/>	1
TOTAL	27	27

--	--	--

 **By Age**

Under 18	<input type="text" value="0"/>	
18-24	<input type="text" value="12"/>	
25-39	<input type="text" value="12"/>	
40 and Above	<input type="text" value="3"/>	
Age Unknown	<input type="text" value="0"/>	
TOTAL	27	27

Prepared by

The name of the preparer is being collected so that we can follow up with the appropriate person in the event that there are questions concerning the data. The Keyholder will be copied on all email correspondence to other preparers.

The time it took to prepare this component is being collected so that we can continue to improve our estimate of the reporting burden associated with IPEDS. Please include in your estimate the time it took for you to review instructions, query and search data sources, complete and review the component, and submit the data through the Data Collection System.

Thank you for your assistance.

This survey component was prepared by:

<input type="radio"/>	Keyholder	<input type="radio"/>	SFA Contact	<input type="radio"/>	HR Contact
<input type="radio"/>	Finance Contact	<input type="radio"/>	Academic Library Contact	<input checked="" type="radio"/>	Other
Name:	<input type="text" value="Charlotte Osmolenski"/>				
Email:	<input type="text" value="cosmolenski@passhe."/>				

How many staff from your institution only were involved in the data collection and reporting process of this survey component?

<input type="text"/>	Number of Staff (including yourself)
----------------------	--------------------------------------

How many hours did you and others from your institution only spend on each of the steps below when responding to this survey component?

Exclude the hours spent collecting data for state and other reporting purposes.

Staff member	Collecting Data Needed		Revising Data to Match IPEDS Requirements		Entering Data		Revising and Locking Data	
Your office	<input type="text"/>	hours	<input type="text"/>	hours	<input type="text"/>	hours	<input type="text"/>	hours
Other offices	<input type="text"/>	hours	<input type="text"/>	hours	<input type="text"/>	hours	<input type="text"/>	hours

Summary

IPEDS collects important information regarding your institution. All data reported in IPEDS survey components become available in the IPEDS Data Center and appear as aggregated data in various Department of Education reports. Additionally, some of the reported data appears specifically for your institution through the College Navigator website and is included in your institution's Data Feedback Report (DFR). The purpose of this summary is to provide you an opportunity to view some of the data that, when accepted through the IPEDS quality control process, will appear on the College Navigator website and/or your DFR. College Navigator is updated approximately three months after the data collection period closes and Data Feedback Reports will be available through the [Data Center](#) and sent to your institution's CEO in November 2019.

Please review your data for accuracy. If you have questions about the data displayed below after reviewing the data reported on the survey screens, please contact the IPEDS Help Desk at: 1-877-225-2568 or ipedshelp@rti.org.

Summary of Completions Data

Award Level	Number of Completions	
	1 st major	2 nd major
<u>Postsecondary award, certificate, or diploma (less than 1 academic year)</u>	35	0
<u>Postsecondary award, certificate, or diploma (at least 1 but less than 2 academic years)</u>	181	0
<u>Associate's degree</u>	15	0
<u>Bachelors degree or equivalent</u>	2,055	97
<u>Postbaccalaureate certificate</u>	25	0
<u>Master's degree</u>	637	0
<u>Post-master's certificate</u>	2	0
<u>Doctor's degree - research/scholarship</u>	96	0
<u>Doctor's degree - professional practice</u>	13	0
Total number of degrees and certificates	3,059	

Summary of Completers Data

	Number of Students		
	Men	Women	Total
All Completers	1,266	1,666	2,932

Completions

Indiana University of Pennsylvania-Main Campus (213020)

Source	Description	Severity	Resolved	Options
Global Edits				
Perform Edits	You did not visit the "Prepared by" screen. It is not mandatory that you complete this screen, but these data are being collected so that we can continue to improve our estimate of the reporting burden associated with IPEDS. The "Prepared by" screen can be accessed from the Completions Survey main screen. (Error #10736)	Confirmation	Yes	
Screen: Completers- At least 1 but less than 4 academic years				
Screen Entry	The total number of completers (Men + Women) reported for this award level (181) is outside the expected range when compared to the prior year value. Please correct your data or contact the IPEDS Help Desk for assistance. (Error #10584)	Explanation	Yes	
Reason:	We are now including all of our clock hour programs.			