

### Admissions 2023-24

Institution: Indiana University of Pennsylvania-Main Campus (213020)

User ID: P2130201

#### Overview

##### Admissions Overview

Welcome to the IPEDS Admissions (ADM) survey component. The primary purpose of ADM is to collect basic information about the undergraduate selection process for entering first-time, degree/certificate-seeking students in the fall term. This includes information about admissions considerations, admissions yields, and SAT and ACT test scores (if test scores are used in admissions decisions). The ADM survey component is collected only from institutions that do not have an open admissions policy for entering first-time students, which is captured on the IC Header survey component.

##### Data Reporting Reminders:

- Report data to accurately reflect the time period corresponding with the IPEDS survey component, even if such reporting is seemingly inconsistent with prior-year reporting.
- Institutions that have scores based on the old (2016) SAT score range should convert scores using the [College Board concordance tables](#).
- Institutions operating on a traditional academic year calendar (semester, trimester, quarter, or 4-1-4) report admissions as of the institution's official fall reporting date or October 15. Institutions operating on an "other academic calendar", a calendar that differs by program, or that enrolls students on a continuous basis (referred to as program reporters) report admissions as students who enroll any time during the period of August 1 through October 31.
- ADM is only applicable to [first-time students](#); DO NOT include other students (i.e., [transfer-in students](#)) in the number of applicants, number of admits, and number (of admitted) that enrolled. Only include levels (full-time, part-time) that you indicated were offered in the IC Header. If you made an error in the IC Header, please call the IPEDS Help Desk.

##### Changes to reporting:

The following changes were implemented for the 2023-24 data collection period:

- Revised survey materials related to Gender Unknown or Another Gender reporting, including non-reporting for small cell size
- Added a clarification to Instructions regarding reporting test scores
- Added FAQ regarding including incarcerated students in reporting
- Revised FAQ regarding experimental site participants

##### Resources:


- To download the survey materials for this component: [Survey Materials](#)
- To access your prior year data submission for this component: [Reported Data](#)

If you have questions about completing this survey, please contact the **IPEDS Help Desk at 1-877-225-2568**.

### Admissions Considerations

1. Please select the option that best describes how your institution used any of the following data in its undergraduate selection process for the fall 2023 first-time student cohort. (If your institution has changed its admissions considerations for the fall 2024 first-time student cohort, you may indicate such changes in the context box immediately following this section).

Admission Considerations	Required to be considered for admission	Not required for admission, but considered if submitted	Not considered for admission, even if submitted
Secondary school GPA	<input checked="" type="radio"/>	<input type="radio"/>	<input type="radio"/>
Secondary school rank	<input type="radio"/>	<input checked="" type="radio"/>	<input type="radio"/>
Secondary school record	<input checked="" type="radio"/>	<input type="radio"/>	<input type="radio"/>
Completion of college-preparatory program	<input type="radio"/>	<input checked="" type="radio"/>	<input type="radio"/>
Recommendations	<input type="radio"/>	<input checked="" type="radio"/>	<input type="radio"/>
Formal demonstration of competencies (e.g., portfolios, certificates of mastery, assessment instruments)	<input type="radio"/>	<input checked="" type="radio"/>	<input type="radio"/>
Work experience	<input type="radio"/>	<input checked="" type="radio"/>	<input type="radio"/>
Personal statement or essay	<input type="radio"/>	<input checked="" type="radio"/>	<input type="radio"/>
Legacy status	N/A	<input checked="" type="radio"/>	<input type="radio"/>
<b>Admission test scores</b> Select options based on whether scores are required for admissions, not placement once admitted.	Required to be considered for admission	Not required for admission, but considered if submitted (Test Optional)	Not considered for admission, even if submitted (Test Blind)
<u>SAT / ACT</u>	<input type="radio"/>	<input checked="" type="radio"/>	<input type="radio"/>
Other Test (ATB, Wonderlic, WISC-III, etc.) Note: If this is the only requirement other than a diploma or equivalent, and few students are not admitted due to this test, your institution is open enrollment. Please contact the Help Desk to correct your response to this question.	<input type="radio"/>	<input type="radio"/>	<input checked="" type="radio"/>
English Proficiency Test (for applicable students)	<input checked="" type="radio"/>	<input type="radio"/>	<input type="radio"/>

 You may use the box below to provide additional context for the data you have reported above. Context notes will be posted on the College Navigator website. Therefore, you should write all context notes using proper grammar (e.g., complete sentences with punctuation) and common language that can be easily understood by students and parents (e.g., spell out acronyms).

Selection Process - A/A/E

2. Provide the number of **first-time, degree/certificate-seeking** undergraduate students who applied, who were admitted, and who enrolled (either full- or part-time) at your institution for Fall 2023. Include **early decision, early action**, and students who began studies during the summer prior to Fall 2023.

Remember that this question applies only to first-time, degree/certificate-seeking undergraduates. Do not include any other students in these totals. Report admitted students who enrolled in the summer ONLY IF they remained enrolled into the fall.

Only include levels that you indicated were offered in the IC Header. If you made an error in the IC Header, please remember to fix the error next year.


- The 'gender unknown' category will be determined by subtracting (men + women + another gender) from the Total.

Is your institution able to report **another gender** for the 2023-24 data collection?

If you indicate 'No, my institution does not collect data on another gender,' leave the cells in the rows for 'Another gender' blank (i.e., do not report 0). If you indicate 'No, some cells will have a value of less than 5 students,' your institution collects data on another gender, but some cells have a value of less than 5 students, do not report the data and leave the cells in the rows for 'Another gender' blank. If you indicate 'Yes', but no students identified as another gender, please enter '0'.

- Yes
- No, some cells will have a value of less than 5 students (do not report)
- No, my institution does not collect data on another gender

	Men	Women	Another gender	Total	Gender Unknown
Number of <u>applicants</u>	3,328	6,094		9,422	0
Number of <u>admissions</u>	2,982	5,611		8,593	0
Number (of admitted) that enrolled <u>full-time</u>	725	1,270		1,995	0
Number (of admitted) that enrolled <u>part-time</u>	21	16		37	0
Total enrolled full-time and part-time	746	1,286	0	2,032	0
Percent of admissions enrolled full-time and part-time	25	23		24	

 You may use the box below to provide additional context for the data you have reported above. Context notes will be posted on the College Navigator website. Therefore, you should write all context notes using proper grammar (e.g., complete sentences with punctuation) and common language that can be easily understood by students and parents (e.g., spell out acronyms).

Selection Process - Test Scores

3. Provide data for all students for whom a test score was used in the admissions decision for Fall 2023. Include new students admitted the summer prior to Fall 2023. If you report less than 5 students for any of the scores, do not report percentiles.


Institutions that use test scores for some students report the number of students for whom test scores were used.

Number of enrolled students for whom an <u>SAT</u> score was used in the admissions decision	660
Percent of enrolled students for whom an <u>SAT</u> score was used in the admissions decision	32
Number of enrolled students for whom an <u>ACT</u> score was used in the admissions decision	33
Percent of enrolled students for whom an <u>ACT</u> score was used in the admissions decision	2

Report the scores used in the admission decision, whether test scores are required or are only considered for admission. If you report less than 5 students for any of the scores, do not report percentiles.

Institutions that use test scores for some students report the percentile scores for the students for whom test scores were used.

	<u>25th Percentile</u>	<u>50th Percentile (median)</u>	<u>75th Percentile</u>
SAT Evidence-Based Reading and Writing	480	530	600
SAT Math	460	520	570
ACT Composite	17	21	24
ACT English	16	20	24
ACT Math	16	19	23

 You may use the box below to provide additional context for the data you have reported above. Context notes will be posted on the College Navigator website. Therefore, you should write all context notes using proper grammar (e.g., complete sentences with punctuation) and common language that can be easily understood by students and parents (e.g., spell out acronyms).

Prepared by

**Prepared by**

Reporting Reminders:

- The name of the preparer is being collected so that we can follow up with the appropriate person in the event that there are questions concerning the data.
- The Keyholder will be copied on all email correspondence to other preparers.
- The time it took to prepare this component is being collected so that we can continue to improve our estimate of the reporting burden associated with IPEDS.
- Please include in your estimate the time it took for you to review instructions, query and search data sources, complete and review the component, and submit the data through the Data Collection System.
- Thank you for your assistance.

This survey component was prepared by:			
<input checked="" type="radio"/>	Keyholder	<input type="radio"/>	SFA Contact
<input type="radio"/>	Finance Contact	<input type="radio"/>	Academic Library Contact
		<input type="radio"/>	HR Contact
		<input type="radio"/>	Other
Name:	<input type="text" value="Chris Kitas"/>		
Email:	<input type="text" value="ckitas@iup.edu"/>		

How many staff from your institution only were involved in the data collection and reporting process of this survey component?	
<input type="text"/>	Number of Staff (including yourself)

How many hours did you and others from your institution only spend on each of the steps below when responding to this survey component? <i>Exclude the hours spent collecting data for state and other reporting purposes.</i>				
Staff member	Collecting Data Needed	Revising Data to Match IPEDS Requirements	Entering Data	Revising and Locking Data
Your office	<input type="text"/> hours	<input type="text"/> hours	<input type="text"/> hours	<input type="text"/> hours
Other offices	<input type="text"/> hours	<input type="text"/> hours	<input type="text"/> hours	<input type="text"/> hours

## Summary

### Admissions Component Summary

The purpose of this summary is to provide you an opportunity to view some of the data that, when accepted through the IPEDS quality control process, will appear on the [College Navigator](#) website and/or your institution's Data Feedback Report (DFR). In addition, all data reported in IPEDS survey components become publicly available through the [IPEDS Use the Data](#) and appear as aggregated statistics in various Department of Education reports. [College Navigator](#) is updated approximately three months after the data collection period closes and DFRs will be available through the [IPEDS Use the Data](#) and sent to your institution's CEO at the end of 2024.

Please review your data for accuracy. If you have questions about the data displayed below or after reviewing the data reported on the survey screens, please contact the IPEDS Help Desk at: 1-877-225-2568 or [ipedshelp@rti.org](mailto:ipedshelp@rti.org).

ADMISSION INFORMATION				
Undergraduate Admissions		Total	Male	Female
	Number of applicants	9,422	3,328	6,094
	Percent admitted (%)	91	90	92
	Percent admitted who enrolled (%)	24	25	23
Admissions Considerations				
	Required	Secondary school GPA Secondary school record English Proficiency Test Secondary school rank		
	Not required, but Considered	Completion of college-preparatory program Recommendations Formal demonstration of competencies Work experience Personal statement or essay Legacy status SAT / ACT		
	Not Considered	Other Test		
Test Scores				
		Number of Submitting Scores	Percent of Submitting Scores (%)	
	SAT	660	32	
	ACT	33	2	
		25th Percentile	50th Percentile	75th Percentile
	SAT Evidence-Based Reading and Writing	480	530	600
	SAT Math	460	520	570
	ACT Composite	17	21	24
	ACT English	16	20	24
	ACT Math	16	19	23

[Edit Report](#)

## Admissions

**There are no errors for the selected survey and institution.**